

**CITY OF DURHAM, NORTH CAROLINA**

Exhibit 1

General Fund Expenditure Detail and Year End Projection by Department and Class  
For the Quarter Ending March 31, 2019

<b>DEPARTMENT</b>	<b>FY2019 ADOPTED BUDGET</b>	<b>FY2019 ADJUSTED BUDGET</b>	<b>ACTIVITY THROUGH MARCH 2019</b>	<b>PERCENT OF BUDGET TO DATE</b>	<b>ENCUMBRANCES</b>	<b>PROJECTION THROUGH YEAR END</b>	<b>VARIANCE TO ADJUSTED BUDGET POSITIVE/ (NEGATIVE)</b>
Audit Services	\$ 637,386	\$ 639,386	\$ 438,042	68.5%	\$ -	\$ 588,417	\$ 50,969
Budget & Management Services	1,665,950	1,675,950	1,248,795	74.5%	26,676	1,666,152	9,798
City Attorney	1,889,269	1,958,910	1,495,111	76.3%	4,823	1,958,910	-
City Clerk	768,828	805,929	563,454	69.9%	35,349	790,929	15,000
City Council	635,075	664,142	544,976	82.1%	3,825	664,142	-
City Manager/One Call/Public Affairs	3,547,939	3,855,605	2,816,115	73.0%	26,142	3,755,499	100,106
City/County Planning	4,472,378	4,566,424	2,984,315	65.4%	51,397	4,326,176	240,247
Community Development	2,142,443	2,191,626	2,004,688	91.5%	64,122	2,101,054	90,572
Economic & Workforce Development	3,843,704	5,791,297	1,857,409	32.1%	2,544,906	4,935,614	855,683
Emergency Communications	6,755,013	6,902,165	4,000,185	58.0%	355,289	6,302,165	600,000
Emergency Management	334,069	334,069	222,713	66.7%	-	334,069	-
Equal Opportunity-Equity Assurance	585,006	585,069	446,771	76.4%	3,453	583,569	1,500
Finance	4,762,371	4,860,392	3,719,073	76.5%	35,194	4,773,166	87,226
Fire	33,973,949	34,257,736	25,997,039	75.9%	418,403	34,257,736	-
Fleet Maintenance	3,730,155	3,982,134	2,794,816	70.2%	74,263	3,799,182	182,952
General Services	13,021,958	15,124,183	9,846,609	65.1%	2,304,607	15,124,183	-
Human Resources	2,699,252	2,880,461	2,098,039	72.8%	37,835	2,880,461	-
Neighborhood Improvement Service	4,134,201	4,690,171	3,374,961	72.0%	518,430	4,630,608	59,563
Parks & Recreation	14,276,098	15,252,213	10,562,942	69.3%	810,302	14,890,564	361,649
Police	63,883,388	65,167,869	49,155,064	75.4%	1,018,192	65,093,448	74,421
Public Works	7,726,569	9,521,923	5,104,604	53.6%	1,040,756	7,941,873	1,580,050
Technology Solutions	7,235,640	7,978,136	6,318,697	79.2%	484,987	7,978,136	-
Transportation	8,474,127	8,830,929	6,228,234	70.5%	298,240	8,787,127	43,802
Non-departmental	11,925,521	13,194,400	8,659,690	65.6%	385,401	12,587,545	606,855
Indirect Cost	(10,759,533)	(10,759,533)	(8,069,650)	75.0%	-	(10,759,533)	-
Transfers To Other Funds	9,274,896	9,274,896	9,194,857	99.1%	-	9,274,896	-
<b>Total</b>	<b>\$ 201,635,652</b>	<b>\$ 214,226,481</b>	<b>\$ 153,607,549</b>	<b>71.7%</b>	<b>\$ 10,542,591</b>	<b>\$ 209,266,088</b>	<b>\$ 4,960,393</b>

<b>CLASS</b>	<b>FY2019 ADOPTED BUDGET</b>	<b>FY2019 ADJUSTED BUDGET</b>	<b>ACTIVITY THROUGH MARCH 2019</b>	<b>PERCENT OF BUDGET TO DATE</b>	<b>ENCUM- BRANCE BALANCE</b>	<b>PROJECTION THROUGH YEAR END</b>	<b>VARIANCE TO ADJUSTED BUDGET POSITIVE/ (NEGATIVE)</b>
Personnel Services	\$ 156,592,143	\$ 157,038,660	\$ 118,231,049	75.3%	\$ 121,270	\$ 155,357,853	\$ 1,680,807
Operating Expenditures	34,082,916	45,127,593	25,189,905	55.8%	9,569,222	42,258,235	2,869,358
Capital Outlay	1,163,932	2,445,113	991,738	40.6%	852,099	2,327,604	117,509
Appropriation Not Authorized for Expenditures	521,765	340,219	-	0.0%	-	47,500	292,719
Transfers To Other Funds	9,274,896	9,274,896	9,194,857	99.1%	-	9,274,896	-
<b>Total</b>	<b>\$ 201,635,652</b>	<b>\$ 214,226,481</b>	<b>\$ 153,607,549</b>	<b>71.7%</b>	<b>\$ 10,542,591</b>	<b>\$ 209,266,088</b>	<b>\$ 4,960,393</b>

**CITY OF DURHAM, NORTH CAROLINA**

Exhibit 1

General Fund Revenues & Expenditures

For the Quarter Ending March 31, 2019

	<b>FY2019 ADOPTED BUDGET</b>	<b>FY2019 ADJUSTED BUDGET</b>	<b>ACTIVITY THROUGH MARCH 2019</b>	<b>PERCENT OF BUDGET TO DATE</b>	<b>PROJECTION THROUGH YEAR END</b>	<b>VARIANCE TO ADJUSTED BUDGET POSITIVE/ (NEGATIVE)</b>
<b>REVENUES</b>						
Property Taxes	\$ 98,310,069	\$ 98,310,069	\$ 97,340,552	99.0%	\$ 98,703,309	\$ 393,240
Sales Taxes	67,035,230	67,035,230	32,480,011	48.5%	65,694,525	(1,340,705)
Hotel/Motel Occupancy Tax	2,792,259	2,792,259	2,019,919	72.3%	2,736,414	(55,845)
Utility Franchise tax	4,146,883	4,146,883	1,823,605	44.0%	3,939,539	(207,344)
Other Taxes	313,915	313,915	325,332	103.6%	361,002	47,087
Powell Bill	6,285,588	6,285,588	6,313,103	100.4%	6,313,103	27,515
Other Intergovernmental Revenues	8,113,534	8,238,534	6,080,527	73.8%	8,197,341	(41,193)
Licenses & Permits	348,000	223,000	262,831	117.9%	271,699	48,699
Rental Income	103,661	103,661	76,341	73.6%	105,734	2,073
Charges For Services	8,930,425	8,930,425	7,330,361	82.1%	9,064,381	133,956
Assessments	28,550	28,550	102,046	357.4%	103,066	74,516
Sale of Property and Miscellaneous	828,500	828,500	878,929	106.1%	966,822	138,322
<b>TOTAL REVENUES</b>	<b>\$ 197,236,614</b>	<b>\$ 197,236,614</b>	<b>\$ 155,033,556</b>	<b>78.6%</b>	<b>\$ 196,456,937</b>	<b>\$ (779,677)</b>
<b>TOTAL EXPENDITURES</b>	<b>\$ 201,635,652</b>	<b>\$ 214,226,481</b>	<b>\$ 153,607,549</b>	<b>71.7%</b>	<b>\$ 209,266,088</b>	<b>\$ 4,960,393</b>
<b>NET REVENUES LESS EXPENDITURES</b>	<b>\$ (4,399,038)</b>	<b>\$ (16,989,867)</b>	<b>\$ 1,426,007</b>		<b>\$ (12,809,151)</b>	
<b>To/(From) Fund Balance</b>						
					<b>Overall Budget Variance</b>	<b>\$ 4,180,716</b>

**CITY OF DURHAM, NORTH CAROLINA**  
 Debt Service Fund Revenues & Expenditures  
 Quarter Ending March 31, 2019

Exhibit 1A

	<b>FY2019 ADOPTED BUDGET</b>	<b>FY2019 ADJUSTED BUDGET</b>	<b>ACTIVITY THROUGH MARCH 2019</b>	<b>PERCENT OF BUDGET TO DATE</b>	<b>PROJECTION THROUGH YEAR END</b>	<b>VARIANCE TO ADJUSTED BUDGET POSITIVE/ (NEGATIVE)</b>
<b>REVENUES</b>						
Property Taxes	\$ 37,103,710	\$ 37,103,710	\$ 37,061,613	99.89%	\$ 37,103,710	\$ -
Non-Operating Revenues						
Intergovernmental (Subsidy)	\$ 576,480	\$ 576,480	\$ 227,028	39.38%	\$ 576,480	\$ -
Investment Income	23,000	23,000	347,630	1511.43%	347,630	324,630
Total Non-operating revenues	\$ 599,480	\$ 599,480	\$ 574,657	95.86%	\$ 924,110	\$ 324,630
<b>TOTAL REVENUES</b>	\$ 37,703,190	\$ 37,703,190	\$ 37,636,270	99.82%	\$ 38,027,820	\$ 324,630
<b>EXPENDITURES</b>						
Special contractual services	\$ 407,935	\$ 407,935	\$ 397,348	97.40%	\$ 407,935	\$ -
Transfers to Other Funds	4,125,178	4,125,178	4,125,178	100.00%	4,125,178	-
Debt Service Principal	23,612,676	23,612,676	18,128,881	76.78%	23,999,355	(386,679)
Debt Service Interest	11,895,301	11,895,301	8,688,919	73.04%	10,494,337	1,400,964
<b>TOTAL EXPENDITURES</b>	\$ 40,041,090	\$ 40,041,090	\$ 31,340,325	78.27%	\$ 39,026,804	\$ 1,014,286
<b>NET REVENUES LESS EXPENDITURES To/(From) Fund Balance</b>	\$ (2,337,900)	\$ (2,337,900)	\$ 6,295,945		\$ (998,984)	
					Overall Budget Variance	\$ 1,338,916

**CITY OF DURHAM, NORTH CAROLINA**  
 Inspections Fund Revenues & Expenditures  
 For the Quarter Ending March 31, 2019

Exhibit 1B

	<u>FY2019 ADOPTED BUDGET</u>	<u>FY2019 ADJUSTED BUDGET</u>	<u>ACTIVITY THROUGH MARCH 2019</u>	<u>PERCENT OF BUDGET TO DATE</u>	<u>ENCUMBRANCES</u>	<u>PROJECTION THROUGH YEAR END</u>	<u>VARIANCE TO ADJUSTED BUDGET POSITIVE/ (NEGATIVE)</u>
<b>REVENUES</b>							
Licenses, Permits & Charges for Services	\$ 7,625,077	\$ 7,625,077	\$ 5,383,717	70.61%		\$ 7,599,149	\$ (25,928)
Non-Operating Revenues							
Investment Income	\$ 17,000	\$ 17,000	\$ 81,954	482.08%		\$ 90,000	\$ 73,000
<b>TOTAL REVENUES</b>	<u>\$ 7,642,077</u>	<u>\$ 7,642,077</u>	<u>\$ 5,465,671</u>	71.52%		<u>\$ 7,689,149</u>	<u>\$ 47,072</u>
<b>EXPENDITURES</b>							
Personnel Services	\$ 5,256,564	\$ 5,256,564	\$ 3,541,483	67.37%	\$ 423	\$ 4,620,158	\$ 636,406
Operating Expenditures	1,328,973	1,349,721	1,020,730	75.63%	16,095	1,347,279	2,442
Transfers to Other Funds	65,303	65,303	65,303	100.00%	-	65,303	-
<b>TOTAL EXPENDITURES</b>	<u>\$ 6,650,840</u>	<u>\$ 6,671,588</u>	<u>\$ 4,627,516</u>	69.36%	<u>\$ 16,518</u>	<u>\$ 6,032,740</u>	<u>\$ 638,848</u>
<b>NET REVENUES LESS EXPENDITURES</b>	<u>\$ 991,237</u>	<u>\$ 970,489</u>	<u>\$ 838,155</u>			<u>\$ 1,656,409</u>	
<b>To/(From) Fund Balance</b>							
						Overall Budget Variance	<u>\$ 685,920</u>

**CITY OF DURHAM, NORTH CAROLINA**

Water and Sewer Operating Fund Revenues & Expenditures  
For the Quarter Ending March 31, 2019

Exhibit 2

	<b>FY2019 ADOPTED BUDGET</b>	<b>FY2019 ADJUSTED BUDGET</b>	<b>ACTIVITY THROUGH MARCH 2019</b>	<b>PERCENT OF BUDGET TO DATE</b>	<b>ENCUMBRANCES</b>	<b>PROJECTION THROUGH YEAR END</b>	<b>VARIANCE TO ADJUSTED BUDGET POSITIVE/ (NEGATIVE)</b>
<b>REVENUES</b>							
Operating Revenues	\$ 99,931,387	\$ 99,931,387	\$ 74,669,480	74.72%		\$ 98,340,754	\$ (1,590,633)
Permits	139,750	139,750	151,414	108.35%		205,028	65,278
Total Operating Revenues	<u>\$ 100,071,137</u>	<u>\$ 100,071,137</u>	<u>\$ 74,820,894</u>	74.77%		<u>\$ 98,545,782</u>	<u>\$ (1,525,355)</u>
Non-Operating Revenues							
Miscellaneous	\$ 1,665,080	\$ 1,665,080	\$ 2,118,395	127.22%		\$ 2,616,309	\$ 951,229
Investment Income	414,000	414,000	441,677	106.69%		567,531	153,531
Total Non-Operating Revenues	<u>\$ 2,079,080</u>	<u>\$ 2,079,080</u>	<u>\$ 2,560,072</u>	123.13%		<u>\$ 3,183,840</u>	<u>\$ 1,104,760</u>
<b>TOTAL REVENUES</b>	<u>\$ 102,150,217</u>	<u>\$ 102,150,217</u>	<u>\$ 77,380,966</u>	75.75%		<u>\$ 101,729,622</u>	<u>\$ (420,595)</u>
<b>EXPENDITURES</b>							
Personnel Services	\$ 30,524,932	\$ 30,561,372	\$ 22,426,754	73.38%	\$ 148,864	\$ 29,884,154	\$ 677,218
Operating Expenditures	23,348,254	24,754,682	17,361,167	70.13%	2,891,724	23,749,165	1,005,517
Non-Departmental Administration	5,462,352	5,462,352	4,096,764	75.00%	-	5,462,352	-
Capital Outlay	23,000	721,341	548,612	76.05%	172,971	721,584	(243)
Debt Service Principal and Interest	9,233,790	9,243,790	3,510,486	37.98%	-	9,239,661	4,129
Operating Transfers to Other Funds	89,165,102	89,165,102	89,165,102	100.00%	-	89,165,102	-
<b>TOTAL EXPENDITURES</b>	<u>\$ 157,757,430</u>	<u>\$ 159,908,639</u>	<u>\$ 137,108,885</u>	85.74%	<u>\$ 3,213,559</u>	<u>\$ 158,222,018</u>	<u>\$ 1,686,621</u>
<b>NET REVENUES LESS EXPENDITURES</b>	<u>\$ (55,607,213)</u>	<u>\$ (57,758,422)</u>	<u>\$ (59,727,919)</u>			<u>\$ (56,492,396)</u>	
<b>To/(From) Fund Balance</b>							
						Overall Budget Variance	<u>\$ 1,266,026</u>

**CITY OF DURHAM, NORTH CAROLINA**

Transit Operations Fund Revenues & Expenditures  
For the Quarter Ending March 31, 2019

Exhibit 2

	<b>FY2019 ADOPTED BUDGET</b>	<b>FY2019 ADJUSTED BUDGET</b>	<b>ACTIVITY THROUGH MARCH 2019</b>	<b>PERCENT OF BUDGET TO DATE</b>	<b>ENCUMBRANCES</b>	<b>PROJECTION THROUGH YEAR END</b>	<b>VARIANCE TO ADJUSTED BUDGET POSITIVE/ (NEGATIVE)</b>
<b>REVENUES</b>							
Operating Revenues	\$ 2,800,184	\$ 2,800,184	\$ 1,652,785	59.02%		\$ 2,581,760	\$ (218,424)
Non-Operating Revenues							
Taxes	\$ 10,384,372	\$ 10,384,372	\$ 10,372,473	99.89%		\$ 10,721,849	\$ 337,477
Miscellaneous	8,770,387	8,770,387	5,885,552	67.11%		8,743,263	(27,124)
Total Non-Operating Revenues	\$ 19,154,759	\$ 19,154,759	\$ 16,258,025	84.88%		\$ 19,465,112	\$ 310,353
<b>TOTAL REVENUES</b>	\$ 21,954,943	\$ 21,954,943	\$ 17,910,810	81.58%		\$ 22,046,872	\$ 91,929
<b>EXPENDITURES</b>							
Operating Expenditures	\$ 20,318,506	\$ 20,318,506	\$ 12,809,267	63.04%	\$ 6,956,016	\$ 19,974,156	\$ 344,350
Non-Departmental Administration	486,405	486,405	364,804	75.00%	-	486,405	-
Capital Outlay	142,673	651,766	438,266	67.24%	147,222	530,471	121,295
Debt Service Principal and Interest	239,451	239,451	189,080	78.96%	-	239,451	-
Operating Transfers to Other Funds	1,589,777	1,589,777	1,567,130	98.58%	-	1,589,777	-
<b>TOTAL EXPENDITURES</b>	\$ 22,776,812	\$ 23,285,905	\$ 15,368,547	66.00%	\$ 7,103,238	\$ 22,820,260	\$ 465,645
<b>NET REVENUES LESS EXPENDITURES</b>	\$ (821,869)	\$ (1,330,962)	\$ 2,542,263			\$ (773,388)	
<b>To/(From) Fund Balance</b>							
						Overall Budget Variance	\$ 557,574

**CITY OF DURHAM, NORTH CAROLINA**

Solid Waste Disposal Operating Fund Revenues & Expenditures  
For the Quarter Ending March 31, 2019

Exhibit 2

	<b>FY2019 ADOPTED BUDGET</b>	<b>FY2019 ADJUSTED BUDGET</b>	<b>ACTIVITY THROUGH MARCH 2019</b>	<b>PERCENT OF BUDGET TO DATE</b>	<b>ENCUMBRANCES</b>	<b>PROJECTION THROUGH YEAR END</b>	<b>VARIANCE TO ADJUSTED BUDGET POSITIVE/ (NEGATIVE)</b>
<b>REVENUES</b>							
Operating Revenues	\$ 7,728,291	\$ 7,728,291	\$ 5,909,971	76.47%		\$ 7,933,222	\$ 204,931
Non-Operating Revenues							
Taxes	\$ 18,347,668	\$ 18,347,668	\$ 18,326,917	99.89%		\$ 18,747,668	\$ 400,000
Investment Income	18,000	18,000	164,332	912.96%		198,000	180,000
Miscellaneous	167,622	167,622	179,172	106.89%		213,849	46,227
Operating Transfers from Other Funds	82,422	82,422	82,422	100.00%		82,422	-
Total Non-Operating Revenues	\$ 18,615,712	\$ 18,615,712	\$ 18,752,843	1219.73%		\$ 19,241,939	\$ 626,227
<b>TOTAL REVENUES</b>	\$ 26,344,003	\$ 26,344,003	\$ 24,662,814	93.62%		\$ 27,175,161	\$ 831,158
<b>EXPENDITURES</b>							
Personnel Services	\$ 7,995,103	\$ 7,995,103	\$ 6,357,649	79.52%	\$ 2,194	\$ 8,377,129	\$ (382,026)
Operating Expenditures	11,684,192	12,203,923	8,728,748	71.52%	808,853	12,528,916	(324,993)
Non-Departmental Administration	2,726,690	2,726,690	2,045,018	75.00%	-	2,726,690	-
Capital Outlay	18,500	124,608	21,840	17.53%	85,498	106,258	18,350
Debt Service Principal and Interest	3,831,134	3,831,134	1,129,820	29.49%	-	3,831,134	-
Operating Transfers to Other Funds	10,568	10,568	6,750	63.87%	-	10,568	-
<b>TOTAL EXPENDITURES</b>	\$ 26,266,187	\$ 26,892,026	\$ 18,289,825	68.01%	\$ 896,545	\$ 27,580,695	\$ (688,669)
<b>NET REVENUES LESS EXPENDITURES</b>	\$ 77,816	\$ (548,023)	\$ 6,372,989			\$ (405,534)	
<b>To/(From) Fund Balance</b>							
						Overall Budget Variance	\$ 142,489

**CITY OF DURHAM, NORTH CAROLINA**

Parking Facilities Fund Revenues & Expenditures  
For the Quarter Ending March 31, 2019

Exhibit 2

	<b>FY2019 ADOPTED BUDGET</b>	<b>FY2019 ADJUSTED BUDGET</b>	<b>ACTIVITY THROUGH MARCH 2019</b>	<b>PERCENT OF BUDGET TO DATE</b>	<b>ENCUMBRANCES</b>	<b>PROJECTION THROUGH YEAR END</b>	<b>VARIANCE TO ADJUSTED BUDGET POSITIVE/ (NEGATIVE)</b>
<b>REVENUES</b>							
Operating Revenues	\$ 5,676,422	\$ 5,676,422	\$ 2,969,220	52.31%		\$ 4,929,134	\$ (747,288)
Non-Operating Revenues							
Investment Income	\$ 25,000	\$ 25,000	\$ 75,779	303.12%		\$ 126,818	\$ 101,818
Miscellaneous	-	25,000	1,415	5.66%		1,500	(23,500)
Operating Transfers from Other Funds	918,176	943,176	922,101	97.77%		922,101	(21,075)
Total Non-Operating Revenues	\$ 943,176	\$ 993,176	\$ 999,295	100.62%		\$ 1,050,419	\$ 57,243
<b>TOTAL REVENUES</b>	\$ 6,619,598	\$ 6,669,598	\$ 3,968,515	59.50%		\$ 5,979,553	\$ (690,045)
<b>EXPENDITURES</b>							
Personnel Services	\$ 324,294	\$ 797,090	\$ 526,252	66.02%	\$ -	\$ 797,090	\$ -
Operating Expenditures	3,616,856	3,613,391	1,863,400	51.57%	498,143	3,110,362	503,029
Non-Departmental Administration	404,026	404,026	303,019	75.00%	-	404,026	-
Capital Outlay	120,000	92,619	82,487	89.06%	6,762	92,619	-
Debt Service Principal and Interest	3,451,866	3,451,866	3,221,274	93.32%	-	3,451,866	-
<b>TOTAL EXPENDITURES</b>	\$ 7,917,042	\$ 8,358,992	\$ 5,996,432	71.74%	\$ 504,905	\$ 7,855,963	\$ 503,029
<b>NET REVENUES LESS EXPENDITURES</b>	\$ (1,297,444)	\$ (1,689,394)	\$ (2,027,917)			\$ (1,876,410)	
<b>To/(From) Fund Balance</b>							
						Overall Budget Variance	\$ (187,016)



**CITY OF DURHAM, NORTH CAROLINA**

Storm Water Management Fund Revenues & Expenditures  
For the Quarter Ending March 31, 2019

Exhibit 2

	<b>FY2019 ADOPTED BUDGET</b>	<b>FY2019 ADJUSTED BUDGET</b>	<b>ACTIVITY THROUGH MARCH 2019</b>	<b>PERCENT OF BUDGET TO DATE</b>	<b>ENCUMBRANCES</b>	<b>PROJECTION THROUGH YEAR END</b>	<b>VARIANCE TO ADJUSTED BUDGET POSITIVE/ (NEGATIVE)</b>
<b>REVENUES</b>							
Operating Revenues	\$ 15,660,539	\$ 15,660,539	\$ 13,561,210	86.59%		\$ 16,306,755	\$ 646,216
Non-Operating Revenues							
Investment Income	\$ 67,000	\$ 67,000	\$ 195,075	291.16%		\$ 195,891	\$ 128,891
Miscellaneous Income	\$ -	\$ -	\$ 111,700	0.00%		\$ 111,700	\$ 111,700
Operating Transfers from Other Funds	109,047	109,047	227,782	208.88%		227,782	118,735
Total Non-Operating Revenues	\$ 176,047	\$ 176,047	\$ 534,557	303.64%		\$ 535,373	\$ 359,326
<b>TOTAL REVENUES</b>	\$ 15,836,586	\$ 15,836,586	\$ 14,095,767	89.01%		\$ 16,842,128	\$ 1,005,542
<b>Expenditures</b>							
Personnel Services	\$ 8,441,367	\$ 8,189,298	\$ 6,041,326	73.77%	\$ 12,788	\$ 8,440,298	\$ (251,000)
Operating Expenditures	2,413,685	3,209,800	1,720,481	53.60%	364,180	2,907,858	301,942
Non-Departmental Administration	910,219	910,219	682,664	75.00%	-	910,219	-
Capital Outlay	150,586	259,767	132,162	50.88%	929	291,340	(31,573)
Operating Transfers to Other Funds	7,983,013	7,983,013	7,983,013	100.00%	-	7,983,013	-
<b>TOTAL EXPENDITURES</b>	\$ 19,898,870	\$ 20,552,097	\$ 16,559,646	80.57%	\$ 377,897	\$ 20,532,728	\$ 19,369
<b>NET REVENUES LESS EXPENDITURES</b>	\$ (4,062,284)	\$ (4,715,511)	\$ (2,463,879)			\$ (3,690,600)	
<b>To/(From) Fund Balance</b>							
						Overall Budget Variance	\$ 1,024,911

**CITY OF DURHAM, NORTH CAROLINA**

Ballpark Fund Revenues & Expenditures  
For the Quarter Ending March 31, 2019

Exhibit 2

	<u>FY2019 ADOPTED BUDGET</u>	<u>FY2019 ADJUSTED BUDGET</u>	<u>ACTIVITY THROUGH MARCH 2019</u>	<u>PERCENT OF BUDGET TO DATE</u>	<u>ENCUMBRANCES</u>	<u>PROJECTION THROUGH YEAR END</u>	<u>VARIANCE TO ADJUSTED BUDGET POSITIVE/ (NEGATIVE)</u>
<b>REVENUES</b>							
Operating Revenues	\$ 268,259	\$ 268,259	\$ 65,418	24.39%		\$ 356,647	\$ 88,388
Non-Operating Revenues							
Investment Income	\$ 6,667	\$ 6,667	\$ 26,187	392.79%		\$ 30,544	\$ 23,877
Operating Transfers from Other Funds	1,072,528	1,072,528	1,072,528	100.00%		1,072,528	-
Total Non-Operating Revenues	\$ 1,079,195	\$ 1,079,195	\$ 1,098,715	101.81%		\$ 1,103,072	\$ 23,877
<b>TOTAL REVENUES</b>	\$ 1,347,454	\$ 1,347,454	\$ 1,164,133	86.40%		\$ 1,459,719	\$ 112,265
<b>EXPENDITURES</b>							
Operating Expenditures	\$ 162,711	\$ 162,711	\$ -	0.00%	\$ -	\$ 114,346	\$ 48,365
Debt Service Principal and Interest	1,240,787	1,240,787	1,240,787	100.00%	-	1,240,787	-
<b>TOTAL EXPENDITURES</b>	\$ 1,403,498	\$ 1,403,498	\$ 1,240,787	88.41%	\$ -	\$ 1,355,133	\$ 48,365
<b>NET REVENUES LESS EXPENDITURES</b>	\$ (56,044)	\$ (56,044)	\$ (76,654)			\$ 104,586	
<b>To/(From) Fund Balance</b>							
						Overall Budget Variance	\$ 160,630

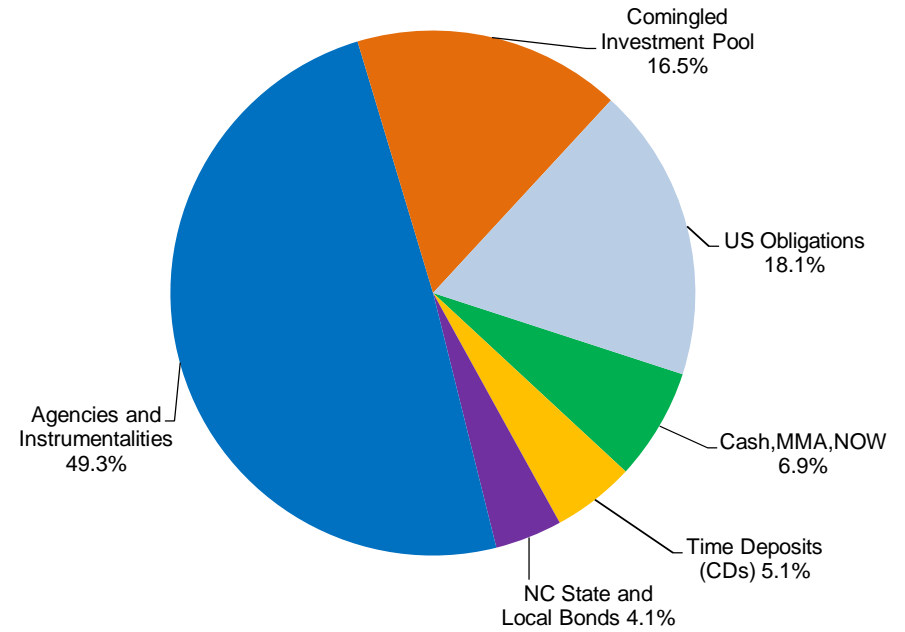
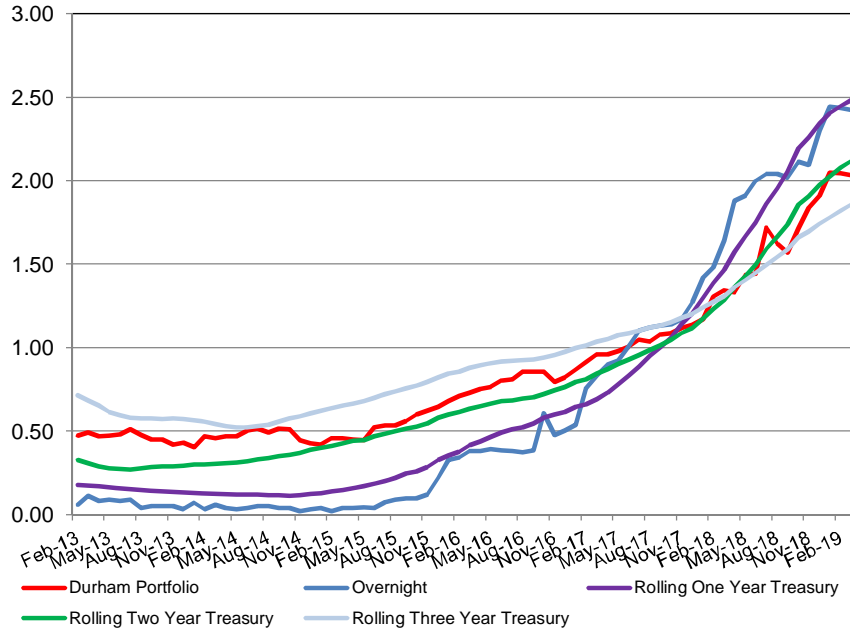
**CITY OF DURHAM, NORTH CAROLINA**

Performing Arts Center Fund Revenues & Expenditures  
For the Quarter Ending March 31, 2019

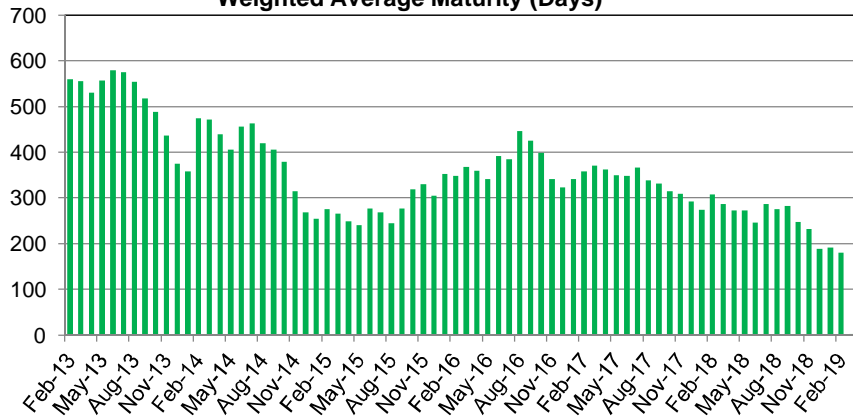
Exhibit 2

	<b>FY2019 ADOPTED BUDGET</b>	<b>FY2019 ADJUSTED BUDGET</b>	<b>ACTIVITY THROUGH MARCH 2019</b>	<b>PERCENT OF BUDGET TO DATE</b>	<b>ENCUMBRANCES</b>	<b>PROJECTION THROUGH YEAR END</b>	<b>VARIANCE TO ADJUSTED BUDGET POSITIVE/ (NEGATIVE)</b>
<b>REVENUES</b>							
Operating Revenues	\$ 1,841,948	\$ 1,841,948	\$ -	0.00%		\$ 1,841,948	\$ -
Non-Operating Revenues							
Taxes	\$ 1,400,000	\$ 1,400,000	\$ 855,592	61.11%		\$ 1,400,000	\$ -
Naming rights	300,000	300,000	300,000	100.00%		300,000	-
Ticket facility fee	752,500	752,500	599,804	79.71%		799,739	47,239
Investment Income	44,599	44,599	96,679	216.77%		118,163	73,564
Operating transfers from other funds	-	-	121,102	0.00%		121,102	121,102
Total Non-Operating Revenues	\$ 2,497,099	\$ 2,497,099	\$ 1,973,177	79.02%		\$ 2,739,004	\$ 241,905
<b>TOTAL REVENUES</b>	\$ 4,339,047	\$ 4,339,047	\$ 1,973,177	45.47%		\$ 4,580,952	\$ 241,905
<b>EXPENDITURES</b>							
Operating Expenditures	\$ 661,013	\$ 800,107	\$ 472,756	59.09%	\$ 7,933	\$ 799,307	\$ 800
Capital Outlay	103,528	407,956	316,148	77.50%	91,266	407,414	543
Debt Service Principal and Interest	2,236,225	2,236,225	398,113	17.80%	-	2,236,225	-
Operating transfers to other funds	-	12,367	12,367	100.00%	-	12,367	-
<b>TOTAL EXPENDITURES</b>	\$ 3,000,766	\$ 3,456,655	\$ 1,199,384	34.70%	\$ 99,198	\$ 3,455,312	\$ 1,343
<b>NET REVENUES LESS EXPENDITURES</b>	\$ 1,338,281	\$ 882,392	\$ 773,793			\$ 1,125,639	
<b>To/(From) Fund Balance</b>							
						Overall Budget Variance	\$ 243,247

Portfolio Performance %



Weighted Average Maturity (Days)



Investment Parameters	Maximum %	Actual	% of Portfolio	Status
Cash, MMA, NOW		\$ 24,490,606	6.9%	
Time Deposits (CDs)	90%	18,000,000	5.1%	Pass
Bankers Acceptances	25%/5%	-	0.0%	Pass
US Obligations	90%	64,481,170	18.1%	Pass
Commercial Paper	25%/5%	-	0.0%	Pass
NC State and Local Bonds	75%	14,746,921	4.1%	Pass
Agencies and Instrumentalities	90%	175,050,670	49.3%	Pass
LGC Certified MMF	100%	-	0.0%	Pass
Comingled Investment Pool	100%	58,651,845	16.5%	Pass
Repurchase Agreements	25%	-	0.0%	Pass
Mortgage-backed Obligation	25%/10%	-	0.0%	Pass
Callable Securities	50%	-	0.0%	Pass
<b>Total</b>		<b>\$ 355,421,213</b>	<b>100%</b>	

**CITY OF DURHAM - PAYMENTS MADE FOR LIABILITY CLAIMS**

**Exhibit 4**

**Payments Made During Period 1/1/19 - 3/31/19**

<u>Incident Date</u>	<u>Claim Number</u>	<u>Claimant</u>	<u>Amount</u>
06/07/2018	0571-AL-18-0500340-001	Torres, Quetzal	\$16,208.26
08/30/2018	0571-AL-19-0500090-001	Perez, Ashley	\$1,099.41
10/17/2018	0571-AL-19-0500122-001	Fowler, Leigh	\$3,141.00
10/24/2018	0571-AL-19-0500126-001	Montgomery, Sue	\$1,250.00
10/17/2018	0571-AL-19-0500128-001	Pena, Miguel	\$2,675.47
09/29/2018	0571-AL-19-0500132-001	Ballard, Virginia	\$4,896.00
11/19/2018	0571-AL-19-0500149-001	McLean, Jaylyn	\$12,688.59
11/29/2018	0571-AL-19-0500155-001	McKeithan, Benjamin	\$1,000.00
12/05/2018	0571-AL-19-0500166-001	Tuchinsky, Marla	\$1,114.14
12/10/2018	0571-AL-19-0500172-001	Ray, Carey	\$5,622.42
11/22/2018	0571-AL-19-0500178-001	Saltzman, Steve	\$950.00
12/17/2018	0571-AL-19-0500181-001	Hester, Ryan	\$955.04
12/18/2018	0571-AL-19-0500183-001	Garner, Wilma	\$5,231.10
12/21/2018	0571-AL-19-0500188-001	McLendon, Carlos	\$409.28
12/18/2018	0571-AL-19-0500190-001	Angle, Elizabeth	\$6,252.50
12/09/2018	0571-AL-19-0500215-001	Jackson, Edward	\$1,900.00
01/27/2019	0571-AL-19-0500231-001	Huggins, Rukiya	\$1,929.07
02/01/2019	0571-AL-19-0500233-001	Harris, Tomika	\$139.75
12/13/2018	0571-AL-19-0500249-001	Willie, James	\$1,150.00
02/21/2019	0571-AL-19-0500259-001	Bretherton, Caroline	\$211.37
02/18/2019	0571-AL-19-0500268-001	Eilbacher, Kristina	\$152.04
03/08/2019	0571-AL-19-0500282-001	Rainer, Robert	\$3,486.60
03/08/2019	0571-AL-19-0500283-001	Ellis, Richard	\$3,347.79
11/16/2018	0571-AL-19-0500302-001	Golden, Coral	\$2,828.00
<b>Auto Liability Subtotal:</b>			<b>\$78,637.83</b>
<u>Incident Date</u>	<u>Claim Number</u>	<u>Claimant</u>	<u>Amount</u>
05/23/2011	0571-GL-11-0500688-001	Carbrera, Imer	\$5,387.00
4/11/2015	0571-GL-15-0500487-001	Jones, Sandra	\$11,969.55
11/21/1991	0571-GL-17-0500293-001	Howard, Darryl	\$29,776.13
02/10/2017	0571-GL-17-0500300-001	Parker, Jr., Gregory	\$35.00

<u>Incident Date</u>	<u>Claim Number</u>	<u>Claimant</u>	<u>Amount</u>
11/14/2016	0571-GL-17-0500314-001	Mole, Michael	\$1,925.00
06/14/2018	0571-GL-18-0500290-001	West, 4th LLC	\$1,854.38
04/05/2018	0571-GL-18-0500341-001	Friedman, Deborah	\$700.00
04/05/2018	0571-GL-18-0500342-001	Eyal, Moshe	\$2,065.00
10/01/2018	0571-GL-19-0500110-001	Hetherington, Steve	\$862.60
11/21/2018	0571-GL-19-0500160-001	Bazemore, James	\$5,000.00
11/18/2018	0571-GL-19-0500170-001	Alston, James	\$1,000.00
11/28/2018	0571-GL-19-0500180-001	Adcock, Alexandra	\$832.68
12/16/2018	0571-GL-19-0500186-001	Blue, Johanna	\$170.16
12/21/2018	0571-GL-19-0500187-001	Reams, Tracy	\$67.90
11/15/2018	0571-GL-19-0500194-001	Bryant, Henry	\$562.34
12/31/2018	0571-GL-19-0500195-001	Iannacone, Arthur	\$129.54
01/06/2019	0571-GL-19-0500198-001	Belcher, Charles	\$320.07
12/31/2018	0571-GL-19-0500201-001	Taylor, Tony	\$65.00
12/02/2018	0571-GL-19-0500202-001	Fletcher, Judy	\$286.39
12/31/2018	0571-GL-19-0500204-001	Huger, Kenya	\$177.19
12/31/2018	0571-GL-19-0500214-001	Warner, Brandon	\$167.84
01/16/2019	0571-GL-19-0500222-001	Lyons, Sharon	\$797.78
01/22/2019	0571-GL-19-0500224-001	MasterKey, Real Estate	\$3,450.00
01/15/2019	0571-GL-19-0500227-001	Streeter, Edna	\$2,300.00
11/30/2018	0571-GL-19-0500230-001	Galeyeva, Olga	\$807.84
12/13/2018	0571-GL-19-0500238-001	Wiley, Sandy	\$382.16
01/16/2019	0571-GL-19-0500239-001	Nowell, Sophie	\$27.00
01/29/2019	0571-GL-19-0500246-001	Covington, James	\$1,309.16
02/10/2019	0571-GL-19-0500248-001	Johnson, Toni	\$775.00
02/04/2019	0571-GL-19-0500251-001	Abdeljabbar, Diya	\$568.68
02/21/2019	0571-GL-19-0500262-001	Cabrera, Nancy	\$20.00
02/21/2019	0571-GL-19-0500263-001	Ratchford, Destiny	\$40.00
02/25/2019	0571-GL-19-0500272-001	Gibbs, Sharon	\$123.62
02/22/2019	0571-GL-19-0500275-001	Watson, Sonya	\$848.43
02/19/2019	0571-GL-19-0500276-001	McFarland, Tim	\$934.98
02/27/2019	0571-GL-19-0500277-001	Smith, Arthur	\$681.57
02/23/2019	0571-GL-19-0500278-001	Mullens, Shiela	\$270.02
02/26/2019	0571-GL-19-0500279-001	Suggs, Taylor	\$100.00

<u>Incident Date</u>	<u>Claim Number</u>	<u>Claimant</u>	<u>Amount</u>
02/23/2019	0571-GL-19-0500294-001	Carr, Sam	\$405.43
11/08/2018	0571-GL-19-0500301-001	White, Carlton	\$8,909.57
11/27/1991	0571-GL-92-0500001-001	Womble, Willie	\$9,091.81
<b>General Liability Subtotal:</b>			<b>\$95,196.82</b>
<b>Total Liability Payments:</b>			<b>\$173,834.65</b>

**Type of Contract**

<b>1st Quarter</b>	<b>Service</b>	<b>Prof. Serv</b>	<b>Living Wage</b>	<b>CMAR</b>	<b>Const.</b>	<b>Real Estate Sale/Purchase</b>	<b>Inter-Gov't</b>	<b>Other</b>	<b>Purchase</b>	<b>Amendment/Change Orders</b>	<b>Lease</b>	<b>Non-City Agency</b>	<b>Grant</b>	<b>Total</b>
Budget	1												1	2
City Attorney														0
City Clerk														0
City Manager														0
Community Development	2	1						4		3			6	16
Economic Development	2							1					1	4
Emergency Communications														0
EOEA														0
Finance														0
Fire										1				1
Fleet														0
Gen Services	1	2			5			4		21				33
Human Resources	1							1		1				3
Inspections														0
Internal Audit														0
Neighborhood Improvement										1				1
Parks & Recreation	54				3			2		1				60
Planning	1									1				2
Police	4							1		1	1		1	8
Public Affairs														0
Public Works		4			5				1	25				35
Solid Waste	1													1
Tech Solutions	1							1						2
Transportation	1	6						32						39
Water Mgmt	3	1			2			1		17				24
<b>Total 3rd Qtr</b>	<b>72</b>	<b>14</b>	<b>0</b>	<b>0</b>	<b>15</b>	<b>0</b>	<b>0</b>	<b>47</b>	<b>1</b>	<b>72</b>	<b>1</b>	<b>0</b>	<b>9</b>	<b>231</b>



**CITY OF DURHAM, NORTH CAROLINA**

## Impact Fees Revenues and Expenditures

Quarter Ending March 31, 2019

Zone	6/30/2018 Account Balance	FY2019				
		3/31/2019 Account Balance	3/31/2019 Funds obligated to CIP Projects*	Q3 3/31/2019 Funds Available	Projected Revenue to 6/30/2019	Projected Funds Available 6/30/2019
<b>Streets</b>						
Zone 1	1,681	2,150	-	2,150	156	2,306
Zone 2	2,751,503	2,799,737	-	2,799,737	16,078	2,815,815
Zone 3	1,960,163	1,510,648	-	1,510,648	13,495	1,524,143
Zone 4	7,639,693	5,694,361	-	5,694,361	521,750	6,216,111
Zone 5	4,603,618	5,170,349	-	5,170,349	178,462	5,348,811
Zone 6	1,201,146	1,504,248	-	1,504,248	101,034	1,605,282
<b>Parks and Recreation</b>						
Zone 1	1,157,012	1,451,942	-	1,451,942	95,549	1,547,491
Zone 2	1,988,782	324,437	-	324,437	106,693	431,130
Zone 3	219,185	686,367	-	686,367	152,357	838,724
<b>Open Space</b>						
Zone 1	724,044	884,766	-	884,766	52,059	936,825
Zone 2	928,417	355,289	-	355,289	54,449	409,738
Zone 3	225,827	588,304	-	588,304	79,469	667,773
	23,401,071	20,972,598	-	20,972,598	1,371,551	22,344,149

\*Obligated Funds represent amounts allocated but not yet transferred to the projects.

City of Durham, North Carolina  
**Planned Debt Issuance as of March 31, 2019**

Exhibit 7

As part of the annual budget process, the City Council approved a number of projects in the 2019-2023 Capital Improvement Plan (CIP) and had previously approved other capital projects in the prior year's CIP. At this time the City anticipates putting an Installment Financing Contract (IFC) – Draw Program in place in early to mid FY20. The City is also anticipating a financing related to the approved rolling fleet acquisition plan.

Additionally, the City is currently in the process of issuing Water & Sewer Bond Anticipation Notes (BAN) in an amount not to exceed \$263 million. This is anticipated to close June 19, 2019.

**Reimbursement Resolutions**

At the August 2<sup>nd</sup>, 2010, City Council meeting, Council adopted a resolution delegating authority to approve individual Reimbursement Resolutions to the Finance Director. This delegation of authority included the requirement to report to Council on a quarterly basis about declarations of intent to reimburse itself. Pursuant to this requirement, during the current quarter of FY2018-19, the Finance Director did not adopt a reimbursement resolution.

**CITY OF DURHAM, NORTH CAROLINA**

Exhibit 8

Donations

For the Quarter Ending March 31, 2019

Water into trees	\$ 624
Parks and Recreation Department	<u>1,008</u>
<b>Total</b>	<u><u>\$ 1,632</u></u>

**Capital Improvements Program - Projects Listing**  
**March 31, 2019 Quarterly Report**  
**FY 2019 -- Third Quarter**

Exhibit 9

<b>Culture &amp; Recreation</b>					
<b>Projects</b>	<b>Financial Summary</b>			<b>Project Status</b>	
<b>Project Title</b>	<b>Authorized Budget</b>	<b>Expenditures/Encumbrances</b>	<b>Available Balance</b>	<b>Latest Project Status Reports</b>	<b>Stoplight</b>
<b>Athletic Court Renovations-2019</b>	\$2,675,460.00	\$2,540,757.00	\$134,703.00	(Apr/05/2019) <b>Project Phase:</b> Other <b>Percent of Current Phase Complete:</b> 10% <b>Major Activities This Period:</b> Project Phase: Bid Percent of Current Phase Complete: 10% Major Activities This Period: An advertisement for bids for renovations of the tennis courts at East End Park was issued on April 02, 2019. Construction at Morreene Road Park Tennis Courts was delayed through the winter and has resumed. That work is expected to be complete by the end of the quarter. Other Comments: This project is comprised of multiple projects at various locations. Prior locations completed Rock Quarry (8 Tennis courts), Southern Boundaries (8 Tennis courts), Elmira (2 BB Courts); CR Woods (2 BB Courts) Elmira (8 Tennis Courts); Whippoorwill (8 Tennis Courts), East Durham (1 BB court), East End (2 BB courts), Lyon (2 BB courts), Forest Hills (4 Tennis courts) and Sherwood Park (2 basketball and 3 futsal courts). Expected Date of Current Phase Completion: (qtr/year) 2/2020 Other Comments: <b>Expected Date of Substantial Completion:</b> (qtr/year) 2/2020	<b>Green</b>
<b>Campus Hills Baseball Field Lighting Project</b>	\$250,000.00	\$0.00	\$250,000.00	(Apr/05/2019) <b>Project Phase:</b> Design <b>Percent of Current Phase Complete:</b> 65% <b>Major Activities This Period:</b> Planning of field renovation, irrigation and lighting design is almost complete. Field renovation will include drainage repair, grading and sod. Demolition of the existing baseball fence is complete. The outline of the proposed Multi-purpose field has been determined. A performance	<b>Green</b>

**Capital Improvements Program - Projects Listing**  
**March 31, 2019 Quarterly Report**  
**FY 2019 -- Third Quarter**

**Exhibit 9**

				specification is being finalized for the proposed lighting. <b>Expected Date of Substantial Completion:</b> (qtr/year) 4/2019	
<b>CM Herndon Park Soccer Field/Parking Lot - 2019</b>	\$1,639,091.00	\$0.00	\$1,639,091.00	(Apr/05/2019) <b>Project Phase:</b> Design <b>Percent of Current Phase Complete:</b> 40% <b>Major Activities This Period:</b> Schematic Design included multiple options for replacing the existing multipurpose field and decided on the option that maximized parking with minimal impacts. Designer is finalizing the storm water impacts prior to site plan submittal. <b>Expected Date of Substantial Completion:</b> (qtr/year) 1/2020	<b>Green</b>
<b>Crest Street Park Restroom Replacement</b>	\$266,509.00	\$0.00	\$266,509.00	(Apr/04/2019) <b>Project Phase:</b> Design <b>Percent of Current Phase Complete:</b> 10% <b>Major Activities This Period:</b> Project Phase: Design Percent of Current Phase Complete: 10% Major Activities This Period: Design services underway. Survey and geotechnical engineering for new restroom location are complete. Site Plan in review by COD Planning Department. Expected Date of Current Phase Completion: (qtr/year) 4/2019 Other Comments: <b>Expected Date of Substantial Completion:</b> (qtr/year) 4/2019	<b>Green</b>
<b>DPR Restroom Long Meadow Park</b>	\$250,000.00	\$53,781.00	\$196,219.00	(Apr/05/2019) <b>Project Phase:</b> Construction/Installation <b>Percent of Current Phase Complete:</b> 0% <b>Major Activities This Period:</b> The construction contract has been awarded and work will continue through summer 2019. <b>Expected Date of Substantial Completion:</b> (qtr/year) 1/2020	<b>Green</b>
<b>Hoover Road Athletic Park</b>	\$8,955,660.00	\$0.00	\$8,955,660.00	(Apr/05/2019) <b>Project Phase:</b> Design <b>Percent of Current Phase Complete:</b> 45%	<b>Green</b>

**Capital Improvements Program - Projects Listing  
 March 31, 2019 Quarterly Report  
 FY 2019 -- Third Quarter**

**Exhibit 9**

				<p><b>Major Activities This Period:</b>          The design team including the CMAR is reconciling the cost overruns at determined by the Schematic Design Scope. Once scope and budget compliance is resolved, the Site Plan submittal package will be submitted into planning for review.  <b>Expected Date of Substantial Completion:</b> (qtr/year) 2/2020</p>	
<b>Lyon Park Restroom Project</b>	\$600,494.00	\$568,362.00	\$32,132.00	<p>(Apr/04/2019)  <b>Project Phase:</b> Design  <b>Percent of Current Phase Complete:</b> 75%  <b>Major Activities This Period:</b>          Project Phase: Design Percent of Current Phase Complete: 75% Major Activities This Period: Design services vendor under contract and schematic design has begun. Expected Date of Current Phase Completion: (qtr/year) 4/2019  <b>Expected Date of Substantial Completion:</b> (qtr/year) 4/2019</p>	<b>Green</b>
<b>Public Art Fund</b>	\$220,000.00	\$48,251.00	\$171,749.00	<p>(Apr/12/2019)  <b>Project Phase:</b> Design  <b>Percent of Current Phase Complete:</b> 70%  <b>Major Activities This Period:</b>          The art concepts for the new Durham Police Headquarters art will be installed the second week of July 2019. The public art artists for Black Wall Street Gardens are Stephen Hayes and David Wilson, they will be installing in August 2019. This October we are planning an art project in CCB Plaza for Durham's 150th birthday.  <b>Expected Date of Substantial Completion:</b> (qtr/year) 3/2019</p>	<b>Green</b>
<b>R. Kelly Bryant Bridge Trail</b>	\$2,324,500.00	\$55,000.00	\$2,269,500.00	<p>(Apr/04/2019)  <b>Project Phase:</b> Design  <b>Percent of Current Phase Complete:</b> 0%  <b>Major Activities This Period:</b>          On 4/1/2019 City Council approved a professional engineering design services contract with Kimley-Horn and</p>	<b>Green</b>

**Capital Improvements Program - Projects Listing**  
**March 31, 2019 Quarterly Report**  
**FY 2019 -- Third Quarter**

**Exhibit 9**

				Associates. NCDOT is reviewing the contract value and scope. Once NCDOT issues a concurrence letter the City will be authorized to execute the contract and issue a design Notice to Proceed. <b>Expected Date of Substantial Completion:</b> (qtr/year) 2/2023	
<b>Red Maple Park Restroom Replacement</b>	\$258,000.00	\$25,960.00	\$232,040.00	(Apr/04/2019) <b>Project Phase:</b> Design <b>Percent of Current Phase Complete:</b> 25% <b>Major Activities This Period:</b> Project Phase: Design Percent of Current Phase Complete: 25% Major Activities This Period: Design services underway. Survey and geotechnical engineering for new restroom location are complete. Site Plan in review by COD Planning Department. Expected Date of Current Phase Completion: (qtr/year) 4/2019 Other Comments: <b>Expected Date of Substantial Completion:</b> (qtr/year) 2/2020	<b>Green</b>
<b>Rock Quarry Park Upgrades</b>	\$250,000.00	\$74,800.00	\$175,200.00	(Apr/04/2019) <b>Project Phase:</b> Design <b>Percent of Current Phase Complete:</b> 30% <b>Major Activities This Period:</b> The Schematic Design phase was completed early April 2019. The next phase, Design Development, will include Site Plan submittal, permit applications, and a more detailed development of the scope and construction cost. A 3rd party cost estimator will be retained to validate construction quantities and cost. It is anticipated that design will be complete and ready for construction bidding by March 2020. <b>Expected Date of Substantial Completion:</b> (qtr/year) 3/2020	<b>Green</b>
<b>Third Fork Creek Trail - Phase II</b>	\$3,602,670.00	\$0.00	\$3,602,670.00	(Apr/04/2019) <b>Project Phase:</b> Other <b>Percent of Current Phase Complete:</b> 0% <b>Major Activities This Period:</b> On 4/1/2019 City Council approved a professional	<b>Green</b>

**Capital Improvements Program - Projects Listing**  
**March 31, 2019 Quarterly Report**  
**FY 2019 -- Third Quarter**

**Exhibit 9**

				engineering design services contract with Kimley-Horn and Associates. NCDOT is reviewing the contract value and scope. Once NCDOT issues a concurrence letter the City will be authorized to execute the contract and issue a design Notice to Proceed. <b>Expected Date of Substantial Completion:</b> (qtr/year) 2/2023	
<b>Twin Lakes Park Upgrades (Feasibility Study)</b>	\$625,000.00	\$625,241.00	(\$241.00)	(Jan/07/2019) <b>Project Phase:</b> Completed <b>Percent of Current Phase Complete:</b> 100% <b>Major Activities This Period:</b> The final Twin Lakes feasibility study was provided to the City for review, and adoption by the DPR. The final master plan includes 2 new soccer fields, additional parking, a sheltered area, an informal play field over flow parking and play grounds. <b>Expected Date of Substantial Completion:</b> (qtr/year) 2/2019	<b>Green</b>
<b>Total for Culture &amp; Recreation</b>	<b>\$21,917,384.00</b>	<b>\$3,992,152.00</b>	<b>\$17,925,232.00</b>		
<b>General Services</b>					
<b>Projects</b>		<b>Financial Summary</b>		<b>Project Status</b>	
<b>Project Title</b>	<b>Authorized Budget</b>	<b>Expenditures/Encumbrances</b>	<b>Available Balance</b>	<b>Latest Project Status Reports</b>	
				<b>Stoplight</b>	
<b>City-Wide Security Upgrades</b>	\$1,170,270.00	\$1,085,287.00	\$84,983.00	(Apr/03/2019) <b>Project Phase:</b> Construction/Installation <b>Percent of Current Phase Complete:</b> 50% <b>Major Activities This Period:</b> Security camera upgrades at City Hall and Annex included in Phase 2 are complete as well as install at Solid Waste. Coordinating additional new security equipment installation at City Hall per Security Strategic Plan for final	<b>Green</b>



**Capital Improvements Program - Projects Listing**  
**March 31, 2019 Quarterly Report**  
**FY 2019 -- Third Quarter**

**Exhibit 9**

				phase. <b>Expected Date of Substantial Completion:</b> (qtr/year) 4/2019	
<b>Durham Belt Line Trail</b>	\$11,469,932.00	\$8,078,037.00	\$3,391,895.00	(Apr/05/2019) <b>Project Phase:</b> Planning <b>Percent of Current Phase Complete:</b> 75% <b>Major Activities This Period:</b> The advertisement for design services (RFLOI) was posted in March of 2019. The contract for design services is anticipated to be awarded in September of 2019. Equitable engagement planning continues as a multi-departmental effort. <b>Expected Date of Substantial Completion:</b> (qtr/year) 2/2020	<b>Green</b>
<b>Energy Management</b>	\$1,747,490.00	\$1,383,148.00	\$365,342.00	(Mar/29/2019) <b>Project Phase:</b> Design <b>Percent of Current Phase Complete:</b> 40% <b>Major Activities This Period:</b> City Hall- Additional CIP funding has been requested for FY20 to incorporate HVAC improvements on the 1st, 2nd, and 4th floors as part of the project. 3rd floor interior layout changes and HVAC improvements are included in the base scope, along with replacement of major HVAC components. <b>Expected Date of Substantial Completion:</b> (qtr/year) 1/2020	<b>Green</b>
<b>General Fund Fleet Vehicles</b>	\$7,277,072.00	\$4,575,971.00	\$2,701,101.00	(Apr/05/2019) <b>Project Phase:</b> Other <b>Percent of Current Phase Complete:</b> 98% <b>Major Activities This Period:</b> Most big tickets have been purchased. <b>Expected Date of Substantial Completion:</b> (qtr/year) 3/2019	<b>Green</b>
<b>PWOC Renovation</b>	\$7,419,468.00	\$0.00	\$7,419,468.00	(Apr/05/2019) <b>Project Phase:</b> Design <b>Percent of Current Phase Complete:</b> 5% <b>Major Activities This Period:</b>	<b>Green</b>

**Capital Improvements Program - Projects Listing**  
**March 31, 2019 Quarterly Report**  
**FY 2019 -- Third Quarter**

**Exhibit 9**

				The contract with CPL for design services is complete. General Services is working with PW and CPL to begin Phase I design - scope and budget validation. This is expected to continue thru July 2019. <b>Expected Date of Substantial Completion:</b> (qtr/year) 1/2020	
<b>Total for General Services</b>	<b>\$29,084,232.00</b>	<b>\$15,122,443.00</b>	<b>\$13,961,789.00</b>		
<b>Other Enterprise Funds</b>					
Projects	Financial Summary			Project Status	
Project Title	Authorized Budget	Expenditures/Encumbrances	Available Balance	Latest Project Status Reports	Stoplight
<b>Downtown Parking Garage (NEW)</b>	\$23,095,288.00	\$23,011,684.00	\$83,604.00	(Apr/05/2019) <b>Project Phase:</b> Construction/Installation <b>Percent of Current Phase Complete:</b> 99% <b>Major Activities This Period:</b> Project has reached Substantial Completion and was open to the public as of March 2019. Remaining punch list items should be complete by the end of April 2019. The project is working towards leasing the retail spaces with leasing agent. <b>Expected Date of Substantial Completion:</b> (qtr/year) 3/2019	<b>Green</b> PROJECT COMPLETE
<b>Parking Security Upgrades/Enhancements</b>	\$500,000.00	\$0.00	\$500,000.00	(Apr/24/2019) <b>Project Phase:</b> Other <b>Percent of Current Phase Complete:</b> 80% <b>Major Activities This Period:</b> The contractor has completed installation of the security cameras in the new Morgan/Rigsbee parking garage. The contractor has started installation in Corcoran, Church, and Chapel Hill garages and rough-in at Durham Center garage. The installations should be complete on or before July 1, 2019.	<b>Green</b>

**Capital Improvements Program - Projects Listing**  
**March 31, 2019 Quarterly Report**  
**FY 2019 -- Third Quarter**

Exhibit 9

				<b>Expected Date of Substantial Completion:</b> (qtr/year) 4/2019	
<b>Transit Bus Stop Improvements Project</b>	\$1,108,570.00	\$0.00	\$1,108,570.00	(Apr/24/2019) <b>Project Phase:</b> Design <b>Percent of Current Phase Complete:</b> 98% <b>Major Activities This Period:</b> Design phase is almost completed for first 31 bus stops. Issue NTP to Callis Construction Inc. for installation of seven benches and six shelters during the fourth quarter of this year. <b>Expected Date of Substantial Completion:</b> (qtr/year) 4/2019	<b>Green</b>
<b>Total for Other Enterprise Funds</b>	<b>\$24,703,858.00</b>	<b>\$23,011,684.00</b>	<b>\$1,692,174.00</b>		
<b>Public Protection</b>					
<b>Projects</b>		<b>Financial Summary</b>		<b>Project Status</b>	
<b>Project Title</b>	<b>Authorized Budget</b>	<b>Expenditures/ Encumbrances</b>	<b>Available Balance</b>	<b>Latest Project Status Reports</b>	
				<b>Stoplight</b>	
<b>DPD Firing Range Restroom Facility</b>	\$258,581.00	\$0.00	\$258,581.00	(Apr/04/2019) <b>Project Phase:</b> Design <b>Percent of Current Phase Complete:</b> 75% <b>Major Activities This Period:</b> Site plan is under review, but prolonged by need to relocate the building on the site. Bidding is planned for July 2019. <b>Expected Date of Substantial Completion:</b> (qtr/year) 1/2020	<b>Green</b>
<b>Fire Station #18</b>	\$1,000,000.00	\$743,332.00	\$256,668.00	(Apr/05/2019) <b>Project Phase:</b> Planning <b>Percent of Current Phase Complete:</b> 0% <b>Major Activities This Period:</b> General Services has completed the RFQ for Design /	<b>Green</b>

**Capital Improvements Program - Projects Listing**  
**March 31, 2019 Quarterly Report**  
**FY 2019 -- Third Quarter**

**Exhibit 9**

				Build Services. Submittals are expected in mid-May 2019. <b>Expected Date of Substantial Completion:</b> (qtr/year) 1/2020	
<b>Police HQ Replacement &amp; Annex</b>	\$71,909,000.00	\$68,252,074.00	\$3,656,926.00	(Apr/08/2019) <b>Project Phase:</b> Completed <b>Percent of Current Phase Complete:</b> 95% <b>Major Activities This Period:</b> 1. Punch list items are identified and contractor is 99% complete. 3 open items that need to be completed include roof patching required by manufacture, glazing at the desk officer area, and lobby signage items. 2. Closeout activities 99% completed include operation and maintenance manuals (complete), attic stock with the exceptions of belts and pressure meter for the HVAC system, testing reports with the exception of HVAC reports, warranties with exception of 20 year extended warranties on the roofing, 5 year HVAC heat trace, and 3 year Computer Room Air Conditioner control boards. As-built documents where architect has received all contractor information so Architect is updating documents. 3. Training is 99% complete – All training complete with exception of the Building Automation Systems Controls training which has been delayed due to HVAC balancing issue in the building. Training is in the process of being scheduled. 4. Post construction design issues have been identified and include mechanical balancing issue, sound transference issues, and elevator condensation issue in the parking deck. Architect team is in the process of studying solution for recommendation. <b>Expected Date of Substantial Completion:</b> (qtr/year) 4/2019	<b>Green</b>
<b>Total for Public Protection</b>	<b>\$73,167,581.00</b>	<b>\$68,995,406.00</b>	<b>\$4,172,175.00</b>		

**Capital Improvements Program - Projects Listing**  
**March 31, 2019 Quarterly Report**  
**FY 2019 -- Third Quarter**

Exhibit 9

<b>Solid Waste</b>					
Projects	Financial Summary			Project Status	
Project Title	Authorized Budget	Expenditures/ Encumbrances	Available Balance	Latest Project Status Reports	Stoplight
<b>Solid Waste Annex and Truck Wash Project</b>	\$2,775,000.00	\$2,559,324.00	\$215,676.00	(Apr/04/2019) <b>Project Phase:</b> Construction/Installation <b>Percent of Current Phase Complete:</b> 92% <b>Major Activities This Period:</b> Project Phase: Construction/Installation Percent of Current Phase Complete: 92% Major Activities This Period: Construction work performed this quarter is as follows: the truck wash equipment, overhead doors and epoxy flooring is complete. The painting and flooring is complete. The gas and electrical utilities have been installed. The doors and hardware, light fixtures, plumbing fixtures and ceramic tile complete. Reclaim water line installed to 5-feet outside of building. The concrete driveway, asphalt driveway, sidewalk, landscaping and fencing is complete. Expected Date of Current Phase Completion: (qtr/year) 4/2019 Other Comments: It was requested of the contractor to finish a unisex restroom in SWM Annex. <b>Expected Date of Substantial Completion:</b> (qtr/year) 4/2014	<b>Green</b>
<b>Solid Waste Customer Convenience Ctr. Improvements</b>	\$154,000.00	\$33,736.00	\$120,264.00	(Apr/04/2019) <b>Project Phase:</b> Design <b>Percent of Current Phase Complete:</b> 70% <b>Major Activities This Period:</b> Solid Waste is reevaluating the location of the break room and considering building on a different area of the site instead, which would require additional funding. This project is on hold until the funding plan is decided. <b>Expected Date of Substantial Completion:</b> (qtr/year) 1/2020	<b>Green</b>

**Capital Improvements Program - Projects Listing**  
**March 31, 2019 Quarterly Report**  
**FY 2019 -- Third Quarter**

**Exhibit 9**

<b>Solid Waste Fleet Vehicles</b>	\$5,431,543.00	\$3,964,804.00	\$1,466,739.00	(Apr/05/2019) <b>Project Phase:</b> Other <b>Percent of Current Phase Complete:</b> 98% <b>Expected Date of Substantial Completion:</b> (qtr/year) 3/2019	<b>Green</b>
<b>Total for Solid Waste</b>	<b>\$8,360,543.00</b>	<b>\$6,557,864.00</b>	<b>\$1,802,679.00</b>		

**Stormwater**

Projects	Financial Summary			Project Status	
Project Title	Authorized Budget	Expenditures/ Encumbrances	Available Balance	Latest Project Status Reports	Stoplight
<b>Algae Turf Scrubber Project</b>	\$500,000.00	\$0.00	\$500,000.00	(Apr/08/2019) <b>Project Phase:</b> Other <b>Percent of Current Phase Complete:</b> 28% <b>Major Activities This Period:</b> Professional Services Contract 15747 - Algal Floway Site Selection & Preliminary Design Project. Project Manager: Jonathan Baker. This contract involves the selection of a permanent site and the preliminary design for future construction of an algal floway facility. Eight of the potential sites were selected for further evaluation and site visits. Site visits have been conducted at six properties, which include City, federal, and private lands. The site selection criteria have been developed to rank the remaining eight sites and decide on the final site for the algal floway. Conceptual layouts for the algal floway components are being developed to refine power requirements and assess the potential for solar power at each of the visited sites. Over the next quarter, it is anticipated that the site rankings will be completed, a final site will be selected, and the preliminary site plan and design work will begin. <b>Expected Date of Substantial Completion:</b> (qtr/year) 4/2019	<b>Green</b>

**Capital Improvements Program - Projects Listing**  
**March 31, 2019 Quarterly Report**  
**FY 2019 -- Third Quarter**

**Exhibit 9**

				<b>Other Comments:</b>	
				None	
<b>Drainage Repair of City Owned Properties</b>	\$4,249,764.00	\$3,152,764.00	\$1,097,000.00	<p>(Apr/15/2019)</p> <p><b>Project Phase:</b> Other</p> <p><b>Percent of Current Phase Complete:</b> 80%</p> <p><b>Major Activities This Period:</b></p> <p>Professional Services Contract SD-2013-03 Third Fork Creek Stream Restoration - Project Manager – Dana Hornkohl - This professional services contract includes the design, permitting, construction documents, and construction management for a stream restoration of Third Fork Creek south of Martin Luther King Junior Parkway. The project seeks to more permanently stabilize this reach of the stream to protect water quality and City infrastructure including a trail and sanitary sewer trunk lines. The construction contract, SD-2016-03, was substantially complete in September 2017. A Letter of Map Revision (LOMR) was submitted to the North Carolina State Floodplain Mapping Program in June 2018. The State is expected to issue LOMR approval by May 2019. Professional Services Contract SD-2017-02 Stormwater Infrastructure Inventory and Assessment for Parks, Trails, and Cemeteries – Project Manager – Dana Hornkohl – This professional services contract seeks to generate an inventory and assessment for stormwater infrastructure within all City parks, trails, and cemeteries. Field work was completed in April 2018. Desktop and field work related to proposed Stormwater Control Measures is complete. Wet weather has delayed work on video inspection of identified problem areas and surveying of identified drainage structures. These efforts should be completed in June 2019. A draft report was been submitted to the City for review in August 2018. The final report and overall project is anticipated to be completed by July 2019. Services Contract SD-2017-03 Municipal Separate Storm Sewer System (MS4) Inspections - Project Manager – Yi Wang - This contract involves the video inspection and evaluation of portions of the City's</p>	<b>Green</b>

**Capital Improvements Program - Projects Listing**  
**March 31, 2019 Quarterly Report**  
**FY 2019 -- Third Quarter**

**Exhibit 9**

				<p>storm sewer system for condition, verification, and illicit discharge detection. Work at eight sites on City owned property has been completed. Two additional sites have been identified for the upcoming quarter. This contract will remain active until June 2019. Construction Contract SD-2018-03 Trenchless Pipe Repairs – Project Manager – Dana Hornkohl – This construction project utilizes cured-in-place pipe (CIPP) to repair compromised storm drainage pipe without excavation. A total of six sites will be addressed; three sites located on City owned property have been completed and one will be addressed in the coming months. Work is anticipated to be completed by July 2019. Construction Contract SD-2018-09 Drainage Structure Access and Stabilization – Project Manager – Dana Hornkohl – This construction project will modify existing drainage structures to provide access and stabilize existing drainage structures that are compromised. A total of nineteen sites will be addressed; twelve sites are located on City owned property. Ten of these sites have been completed. Contract work began in September 2018 and should be completed in July 2019.  <b>Expected Date of Substantial Completion:</b> (qtr/year) 1/2020  <b>Other Comments:</b>  None.</p>	
<b>Floodplain Management</b>	\$946,000.00	\$302,549.00	\$643,451.00	<p>(Apr/15/2019)  <b>Project Phase:</b> Other  <b>Percent of Current Phase Complete:</b> 70%  <b>Major Activities This Period:</b>  Unified Hazard Mitigation Assistance Grant Program – Project Managers – Dana Hornkohl and Graham Summerson – Stormwater &amp; GIS Services Division staff participates on the Hazard Mitigation Planning Committee along with other City and County stakeholders. This committee is coordinated by Durham County Emergency Management. The mitigation plan includes a listing of properties that suffer from repetitive flood loss. The City applies to the Unified Hazard Mitigation Assistance Grant</p>	<b>Green</b>



**Capital Improvements Program - Projects Listing**  
**March 31, 2019 Quarterly Report**  
**FY 2019 -- Third Quarter**

**Exhibit 9**

				<p>Program (HMGP) administered by the State on a routine basis and when the State presents non-routine grant opportunities (post disaster declarations, etc.). Eligible properties may receive grants for property acquisition and conversion to open space or elevation of structures above the floodplain. The Federal Government typically contributes 75% of the cost of the effort and the State contributes the remaining 25% of the cost. The City has entered into two grant agreements for the elevation of one property (HMGP 4167-0009-R, 05/01/2017) and the acquisition of five properties (HMGP 4167-0014-R, 01/10/2018). The City entered into a contract renewal for five additional property acquisitions in June 2018. The City entered into a contract for project management services to manage all HMGP projects and issued a Notice to Proceed in July 2018. Primary work on the elevation and acquisitions began in November 2018. Property owner interviews were held in December 2018. Procurement for structural engineering, surveying, appraisal, legal and asbestos inspection services began in January 2019. Appraisal and asbestos inspection service contracts have been negotiated and are currently being executed. Contracts for the three remaining services are being negotiated. Notices to Proceed for all services should be issued in April 2019. Both HMGP projects should be completed by September 2019. The City applied for HMGP grants in March 2019 for nine properties that suffered flooding damage resulting from the remnants of Hurricane Florence in September 2018. Professional Services Contract SD-2017-01 On-Call Stormwater Professional Services – Project Manager – Dana Hornkohl – This professional services program provides on-call design and related work for stormwater infrastructure and stormwater quality projects. This program will last for three years (May 2017 to April 2020) with an option to extend the program for an additional year. At this time one Supplemental Services Agreement (SSA) has been executed for floodplain management, engaging a</p>	
--	--	--	--	---	--

**Capital Improvements Program - Projects Listing**  
**March 31, 2019 Quarterly Report**  
**FY 2019 -- Third Quarter**

**Exhibit 9**

				<p>consultant to assist the Development Services Center (DSC) with reviewing a backlog of floodplain development applications. Fourteen floodplain development reviews have been reviewed as part of this SSA as of January 2019. Currently the DSC does not have a backlog of floodplain development reviews.</p> <p><b>Expected Date of Substantial Completion:</b> (qtr/year) 4/2020</p> <p><b>Other Comments:</b> None.</p>	
<b>Private Property Drainage Projects</b>	\$5,102,670.00	\$2,682,670.00	\$2,420,000.00	<p>(Apr/15/2019)</p> <p><b>Project Phase:</b> Other</p> <p><b>Percent of Current Phase Complete:</b> 70%</p> <p><b>Major Activities This Period:</b>            Construction Contract SD-2012-02 University Drive Culvert – Project Manager – Dana Hornkohl – This project involves providing assistance to a commercial property owner with a culvert system in poor condition. The North Carolina Department of Transportation (NCDOT) is replacing their existing culvert immediately downstream. A construction contract for the culvert replacement and the associated utility relocations has been awarded. The City and NCDOT have entered into an agreement for the utility relocations. Construction on the NCDOT project is anticipated to begin later in 2019. Services Contract SD-2017-03 Municipal Separate Storm Sewer System (MS4) Inspections – Project Manager – Yi Wang – This contract involves the video inspection and evaluation of portions of the City's storm sewer system for condition, verification, and illicit discharge detection. Work at fifteen sites on private property has been completed. One additional site has been identified for the upcoming quarter at this time. This contract will remain active until June 2019.            Construction Contract SD-2018-09 Drainage Structure Access and Stabilization – Project Manager – Dana Hornkohl – This construction project will modify existing drainage structures to provide access and stabilize existing drainage structures that are compromised. A total</p>	<b>Green</b>

**Capital Improvements Program - Projects Listing**  
**March 31, 2019 Quarterly Report**  
**FY 2019 -- Third Quarter**

**Exhibit 9**

				<p>of nineteen sites will be addressed; two sites are located on private property. One site has been completed and work at the remaining site is underway. Contract work began in September 2018 and should be completed in July 2019. Professional Services Contracts SD-2018-06, SD-2018-07, and SD-2018-08 Private Drainage Assistance Projects – Project Managers – Dana Hornkohl, Greg Smith, and Yi Wang – These are three professional services contracts for the design, permitting and developing of construction documents for fifteen identified Private Drainage Assistance Program (PDAP) projects. Notices to Proceed were issued in June 2018. Construction drawings and permitting are anticipated to be complete in April 2019 for ten of the projects. Construction Contract SD-2019-09 Stormwater Infrastructure Repairs – Project Manager – Allison Molleson – This construction project will perform repairs of stormwater drainage infrastructure systems at various project site locations throughout the City of Durham. A total of seven sites will be addressed; four are located on private property. This work was advertised in February 2019. An apparent successful bidder has been identified. A Notice to Proceed is anticipated in July 2019 with work continuing through June 2020.</p> <p><b>Expected Date of Substantial Completion:</b> (qtr/year) 4/2020</p> <p><b>Other Comments:</b> None.</p>	
<p><b>South Ellerbe Stormwater Restoration Project</b></p>	<p>\$2,100,000.00</p>	<p>\$0.00</p>	<p>\$2,100,000.00</p>	<p>(Apr/11/2019)  <b>Project Phase:</b> Design  <b>Percent of Current Phase Complete:</b> 51%  <b>Major Activities This Period:</b>            Permitting activities continue. A meeting was held in January 2019 to gather input on design and maintenance considerations that will improve habitat for native pollinators, birds, plants, and other wildlife at the site. City Staff partnered with artist-educator Lee Moore Crawford to produce artwork by students from three local schools that</p>	<p style="color: green;"><b>Green</b></p>

**Capital Improvements Program - Projects Listing**  
**March 31, 2019 Quarterly Report**  
**FY 2019 -- Third Quarter**

**Exhibit 9**

				was hung on the construction fence surrounding the site in January 2019. <b>Expected Date of Substantial Completion:</b> (qtr/year) 4/2020	
<b>Stormwater Fleet Vehicles</b>	\$714,816.00	\$409,312.00	\$305,504.00	(Apr/05/2019) <b>Project Phase:</b> Other <b>Percent of Current Phase Complete:</b> 95% <b>Expected Date of Substantial Completion:</b> (qtr/year) 3/2019	<b>Green</b>
<b>Stormwater Infrastructure &amp; BMP Improvements</b>	\$11,015,700.00	\$8,810,173.00	\$2,205,527.00	(Apr/15/2019) <b>Project Phase:</b> Other <b>Percent of Current Phase Complete:</b> 65% <b>Major Activities This Period:</b> Professional Services Contract SD-2017-01 On-Call Stormwater Professional Services – Project Manager – Dana Hornkohl – This professional services program provides on-call design and related work for stormwater infrastructure and stormwater quality projects. This program will last for three years (May 2017 to April 2020) with an option to extend the program for an additional year. At this time two Supplemental Services Agreements (SSAs) have been executed for design work within the right-of-way, a pilot pervious paving street project for Bradford Circle and a culvert replacement project for Buckingham Road. The design and construction drawings are in progress for both projects. Services Contract SD-2017-03 Municipal Separate Storm Sewer System (MS4) Inspections - Project Manager – Yi Wang - This contract involves the video inspection and evaluation of portions of the City's storm sewer system for condition, verification, and illicit discharge detection. Work at seven sites within City maintained rights-of-way has been completed. One additional site has been identified for the upcoming quarter. This contract will remain active until June 2019. Professional Services Contract SD-2018-01 & SD-2018-02 Odyssey Drive and Alpine Road Culvert Replacements - Project Managers – Dana Hornkohl and Greg Smith – These are professional services contracts for the design,	<b>Green</b>

**Capital Improvements Program - Projects Listing**  
**March 31, 2019 Quarterly Report**  
**FY 2019 -- Third Quarter**

**Exhibit 9**

			<p>permitting and developing of construction documents for the replacements to two existing stormwater culverts along Odyssey Drive and Alpine Road. Construction documents are nearing 100% completion for both projects. The majority of permits have been secured. Temporary and permanent easements are being secured. Construction advertising is anticipated will occur in June 2019. Construction Contract SD-2018-03 Trenchless Pipe Repairs – Project Manager – Dana Hornkohl – This construction project utilizes cured-in-place pipe (CIPP) to repair compromised storm drainage pipe without excavation. A total of six sites will be addressed; two sites located in City maintained rights-of-way have been completed. Work is anticipated to be completed by July 2019. Construction Contract SD-2018-09 Drainage Structure Access and Stabilization – Project Manager – Dana Hornkohl – This construction project will modify existing drainage structures to provide access and stabilize existing drainage structures that are compromised. A total of nineteen sites will be addressed; five sites are located in City maintained rights-of-way. Three of these sites have been completed. Contract work began in September 2018 and should be completed in July 2019. Construction Contract SD-2019-01 Stormwater Infrastructure Repairs – Project Manager – Greg Smith – This construction project will perform repairs of stormwater drainage infrastructure systems at various project site locations throughout the City of Durham. A total of nine sites will be addressed within City maintained rights-of-way. This work was originally advertised in the City’s Small Local Business Enterprise (SLBE) program in February 2019. Due to a lack of interest, the work was re-advertised in March 2019 to all qualified contractors. A Notice to Proceed is anticipated in August 2019. Construction Contract SD-2019-02 Stormwater Infrastructure Repairs – Project Manager – Yi Wang – This construction project will perform repairs of stormwater drainage infrastructure systems at various project site</p>	
--	--	--	---	--

**Capital Improvements Program - Projects Listing**  
**March 31, 2019 Quarterly Report**  
**FY 2019 -- Third Quarter**

**Exhibit 9**

				<p>locations throughout the City of Durham. A total of six sites will be addressed within City maintained rights-of-way. Work at two of these sites is predominantly complete. Contract work is scheduled to be completed in January 2020. Services Contracts SD-2019-06 &amp; SD-2019-07 Municipal Separate Storm Sewer System (MS4) Inspections - Project Manager – Allison Molleson - These contracts involve the video inspection and evaluation of portions of the City's storm sewer system for condition, verification, and illicit discharge detection. These contracts are scheduled to replace contract SD-2017-03 listed above once it is complete. The contracts were advertised in April 2019. Notices to Proceed are anticipated to be issued in September 2019. The contracts are planned to remain active for two years, ending in July 2021.</p> <p>Construction Contract SD-2019-09 Stormwater Infrastructure Repairs – Project Manager – Allison Molleson – This construction project will perform repairs of stormwater drainage infrastructure systems at various project site locations throughout the City of Durham. A total of seven sites will be addressed; three within City maintained rights-of-way. This work was advertised in February 2019. An apparent successful bidder has been identified. A Notice to Proceed is anticipated in July 2019 with work continuing through June 2020.</p> <p>Lodge Street Regional Stormwater Improvements SD-2019-10 - Project Manager – Greg Smith – This is a professional services contract for the design, permitting and developing of construction documents for the rerouting and replacement of sections of the storm drainage system near the intersection of Lodge Street and Scout Drive. A Notice to Proceed was issued in March 2019. Surveying and development of design alternatives is underway. Contract work is scheduled to be completed June 2019.</p> <p><b>Expected Date of Substantial Completion:</b> (qtr/year) 4/2021</p> <p><b>Other Comments:</b> None.</p>	
--	--	--	--	---	--

**Capital Improvements Program - Projects Listing**  
**March 31, 2019 Quarterly Report**  
**FY 2019 -- Third Quarter**

**Exhibit 9**

<b>Stormwater Retrofitting</b>	\$6,173,000.00	\$4,866,784.00	\$1,306,216.00	<p>(Apr/11/2019)  <b>Project Phase:</b> Other  <b>Percent of Current Phase Complete:</b> 62%  <b>Major Activities This Period:</b>  13499 – Small Scale Residential Stormwater Control Retrofits in Durham (100%)The Rain Catchers 2 (SP-1702) Construction contract (100% complete) installed 8 rain gardens and 14 cisterns. Inspection of all devices installed with additional outreach to homeowners completed in February 2019.11493 – Interlocal Cooperation Agreement with Durham Soil and Water Conservation District to install stormwater control measures (88%). All devices are in the maintenance phase of the contract. 15380 - Pearl Mill Bioretention Project (39%)Site plan approval was received in January. Construction drawings are under review.  <b>Expected Date of Substantial Completion:</b> (qtr/year) unknown</p>	<b>Green</b>
<b>Watershed Planning &amp; Implementation</b>	\$9,094,774.00	\$7,348,059.00	\$1,746,715.00	<p>(Apr/11/2019)  <b>Project Phase:</b> Other  <b>Percent of Current Phase Complete:</b> 47%  <b>Major Activities This Period:</b>  13503 – Eno River Watershed Improvement Plan (98%)  Fay St. Bioretention Retrofit plans have been submitted to the City for final review. Stormwater Control Measures Inspection and Geotechnical Assessment (professional services) for several locations where development work was unfinished is 99% complete. SCM Renovation and Rehabilitation Contract Construction contract SWDR-2018-01 is 99%. Deliverables are under review by City staff. SP-2019-01 – New Hope Creek &amp; Little Creek Watershed Improvement Plan (1%). Interviews with short-listed firms were conducted January 2019. Contract negotiations are on-going. Initial scope has been reviewed by City staff and submitted to contractor for cost.  <b>Expected Date of Substantial Completion:</b> (qtr/year) 2/2020</p>	<b>Green</b>
<b>Total for Stormwater</b>	<b>\$39,896,724.00</b>	<b>\$27,572,311.00</b>	<b>\$12,324,413.00</b>		

**Capital Improvements Program - Projects Listing**  
**March 31, 2019 Quarterly Report**  
**FY 2019 -- Third Quarter**

Exhibit 9

<b>Technology</b>					
<b>Projects</b>	<b>Financial Summary</b>			<b>Project Status</b>	
<b>Project Title</b>	<b>Authorized Budget</b>	<b>Expenditures/Encumbrances</b>	<b>Available Balance</b>	<b>Latest Project Status Reports</b>	<b>Stoplight</b>
<b>City/Duke Fiber Optic Network Project</b>	\$6,112,690.00	\$4,916,200.00	\$1,196,490.00	<p>(Apr/24/2019)  <b>Project Phase:</b> Construction/Installation  <b>Percent of Current Phase Complete:</b> 40%  <b>Major Activities This Period:</b>            Permitting Update: Kimley-Horn has completed approximately 80% of the permitting for the City spurs. Public Works is handling the encroachments agreements and TS was informed that Marvin Williams will approve them. Construction Update: TS was informed that the backbone has been completed for the fiber network. 17 of the City's facilities that require connections are on the backbone. Duke will start the construction of the City spurs upon completion of the permitting. The City Hall spur will be the first spur to be constructed. This will allow the 17 facilities on the backbone to be connected to the City's data center. Network Equipment Update: All network devices were purchased within the month of December 2018 to avoid tariffs. All of the equipment has been delivered and inventoried. The equipment is stored in a secure room in the Police headquarters within the DECC department. Utilizing the Fiber Network: Requests for proposals will be posted in May to select a network integrator that will light the fiber that will bring the facilities online to the new network utilizing the purchased network equipment. Timeline for Completing the Network: The plan is to have all facilities on the new fiber network by the end of FY20. There will be a phase in of all facilities on a timeline that is driven by Duke construction progress. The CIO is the project manager until the new PMO manager is hired and on boarded. The CIO will transfer the project to the new PMO manager once the PMO manager completed the on boarding process.</p>	<b>Green</b>



**Capital Improvements Program - Projects Listing**  
**March 31, 2019 Quarterly Report**  
**FY 2019 -- Third Quarter**

**Exhibit 9**

				<p><b>Expected Date of Substantial Completion:</b> (qtr/year) 1/2021</p> <p><b>Other Comments:</b> The planned completion date is now July 2020. The implementation of the utilization of the new fiber network will begin as soon as the vendor contract is approved by Council.</p>	
<b>IT Governance Projects</b>	\$1,297,519.00	\$42,005.00	\$1,255,514.00	<p>(Mar/31/2019)</p> <p><b>Project Phase:</b> Other</p> <p><b>Percent of Current Phase Complete:</b> 0%</p> <p><b>Major Activities This Period:</b> Major Activities This Period: Status of FY18 approved and funded projects as of March 31, 2018: -9 projects have been completed or closed -3 projects are on schedule to complete in FY19 -2 projects will complete in FY20 Status of FY19 approved and funded projects as of December 31, 2018: -1 project is scheduled to completed in FY19 -1 project is scheduled to complete in FY20</p> <p><b>Expected Date of Substantial Completion:</b> (qtr/year) unknown</p> <p><b>Other Comments:</b> Details can be found on the Project Management Office site link on the IT Governance page on CODI.</p>	<b>Green</b>
<b>Total for Technology</b>	<b>\$7,410,209.00</b>	<b>\$4,958,205.00</b>	<b>\$2,452,004.00</b>		
<b>Transportation</b>					
<b>Projects</b>	<b>Financial Summary</b>			<b>Project Status</b>	
<b>Project Title</b>	<b>Authorized Budget</b>	<b>Expenditures/ Encumbrances</b>	<b>Available Balance</b>	<b>Latest Project Status Reports</b>	<b>Stoplight</b>
<b>Bicycle Facilities</b>	\$100,000.00	\$100,000.00	\$0.00	<p>(Apr/15/2019)</p> <p><b>Project Phase:</b> Design</p> <p><b>Percent of Current Phase Complete:</b> 95%</p> <p><b>Major Activities This Period:</b> Consultant is preparing bid manual and updating cost estimate in preparation for final approval by NCDOT.</p> <p><b>Expected Date of Substantial Completion:</b> (qtr/year)</p>	<b>Green</b>

**Capital Improvements Program - Projects Listing**  
**March 31, 2019 Quarterly Report**  
**FY 2019 -- Third Quarter**

**Exhibit 9**

				4/2019 <b>Other Comments:</b> Once the plans are finalized, they will be constructed as part of the Bike Lanes CMAQ C-5605E project.	
<b>Bike Lanes CMAQ</b>	\$100,000.00	\$3,200.00	\$96,800.00	(Apr/15/2019) <b>Project Phase:</b> Design <b>Percent of Current Phase Complete:</b> 0% <b>Major Activities This Period:</b> This project will begin once the bicycle facility designs are finalized. <b>Expected Date of Substantial Completion:</b> (qtr/year) unknown	<b>Green</b>
<b>Bridge Repair</b>	\$515,000.00	\$0.00	\$515,000.00	(Apr/12/2019) <b>Project Phase:</b> Design <b>Percent of Current Phase Complete:</b> 50% <b>Major Activities This Period:</b> The second group of bridges are being designed under contract for ST-288a, Bridge Design Services. <b>Expected Date of Substantial Completion:</b> (qtr/year) 2/2019 <b>Other Comments:</b> This program will address bridge preventative maintenance, make bridge repairs, and remove one obsolete bridge.	<b>Green</b>
<b>Carver Street Extension</b>	\$9,032,000.00	\$8,968,018.00	\$63,982.00	(Apr/12/2019) <b>Project Phase:</b> Construction/Installation <b>Percent of Current Phase Complete:</b> 75% <b>Major Activities This Period:</b> Work is being completed on the water quality ponds in April. The roundabout will be paved in May. The main travel lanes of Carver Street will be paved in June. <b>Expected Date of Substantial Completion:</b> (qtr/year) 2/2019 <b>Other Comments:</b> This project extends Carver Street in northeastern Durham from Danube Lane to Old Oxford Highway.	<b>Green</b>

**Capital Improvements Program - Projects Listing**  
**March 31, 2019 Quarterly Report**  
**FY 2019 -- Third Quarter**

**Exhibit 9**

<b>Dirt/Petition Street Paving</b>	\$250,000.00	\$0.00	\$250,000.00	<p>(Apr/12/2019)  <b>Project Phase:</b> Construction/Installation  <b>Percent of Current Phase Complete:</b> 0%  <b>Major Activities This Period:</b>  Construction is scheduled to begin in mid-April, 2019 on the first of the streets, Missell Ave and Ardmore Dr.  <b>Expected Date of Substantial Completion:</b> (qtr/year) 2/2020  <b>Other Comments:</b>  Funding of these projects are used to pave gravel or dirt streets. The projects have been ordered by City Council once a successful petition has been completed by the property owners, or have been ordered under City Councils Enabling Act Authority. Currently there are nine streets ordered by Council for paving.</p>	<b>Green</b>
<b>Durham Traffic Signal System (U5968)</b>	\$600,000.00	\$88,352.00	\$511,648.00	<p>(Apr/30/2019)  <b>Project Phase:</b> Other  <b>Percent of Current Phase Complete:</b> 0%  <b>Major Activities This Period:</b>  Kimley-Horn, NCDOT and Staff completed, advertised and accepted bids for the Durham Computerized Signal System Project. Two bids were received; ALS of North Carolina (\$21,369,257);and BB&amp;H Construction (\$19,062,229). Both bids aligned with the engineers estimate of probable cost. BB&amp;H was named low apparent bidder and is expected to be provided with construction approval in Q4. The project remains on schedule. Construction is expected to begin in the summer of 2019.  <b>Expected Date of Substantial Completion:</b> (qtr/year) unknown</p>	<b>Green</b>
<b>Failed and Struggling Development Infrastructure</b>	\$4,711,877.00	\$0.00	\$4,711,877.00	<p>(Apr/12/2019)  <b>Project Phase:</b> Construction/Installation  <b>Percent of Current Phase Complete:</b> 96%  <b>Major Activities This Period:</b>  Stormwater repairs mostly completed. Full vegetation establishment primary item to be addressed. Paving Project ST 278 was completed in summer 2018 and the Ravenstone and Stonehill Estates paving work is in place.</p>	<b>Green</b>

**Capital Improvements Program - Projects Listing**  
**March 31, 2019 Quarterly Report**  
**FY 2019 -- Third Quarter**

**Exhibit 9**

				<p><b>Expected Date of Substantial Completion:</b> (qtr/year) 3/2019</p> <p><b>Other Comments:</b> This is a project to complete the Ravenstone and Stonehill Estates paving and stormwater infrastructure.</p>	
<b>Fayetteville Road Improvements Ph. II</b>	\$8,900,789.00	\$2,070,242.00	\$6,830,547.00	<p>(Apr/12/2019)</p> <p><b>Project Phase:</b> Construction/Installation</p> <p><b>Percent of Current Phase Complete:</b> 0%</p> <p><b>Major Activities This Period:</b> Construction began in April for the Fayetteville Road Widening.</p> <p><b>Expected Date of Substantial Completion:</b> (qtr/year) 2/2021</p> <p><b>Other Comments:</b> The selected corridor targeted for this work is Fayetteville Road from the Riddle Road intersection south to Barbee Road and includes the realignment of Riddle Road with Buxton Road.</p>	<b>Green</b>
<b>Fayetteville Road Widening (u-6021)</b>	\$41,000.00	\$0.00	\$41,000.00	<p>(Apr/15/2019)</p> <p><b>Project Phase:</b> Design</p> <p><b>Percent of Current Phase Complete:</b> 0%</p> <p><b>Major Activities This Period:</b> NCDOT held a public meeting on December 6, 2018. The City sent comments on the project on January 10, 2019. The City and NCDOT staff met to discuss public comments and recommend a concept design.</p> <p><b>Expected Date of Substantial Completion:</b> (qtr/year) unknown</p> <p><b>Other Comments:</b> The City's funding will supplement a NCDOT TIP project scheduled to bid in 2/2023.</p>	<b>Green</b>
<b>Federal-State Matching Projects</b>	\$5,300,690.00	\$162,315.00	\$5,138,374.00	<p>(Apr/15/2019)</p> <p><b>Project Phase:</b> Other</p> <p><b>Percent of Current Phase Complete:</b> 0%</p> <p><b>Major Activities This Period:</b> Consultants are working on the design of four major bike/ped projects. These projects will occur along:</p>	<b>Green</b>

**Capital Improvements Program - Projects Listing**  
**March 31, 2019 Quarterly Report**  
**FY 2019 -- Third Quarter**

**Exhibit 9**

				Morreene Road (Erwin Rd. to Neal Rd.); Carpenter Fletcher Road (Woodcroft Pkwy. to Alston Ave.); Cornwallis Road (S. Roxboro St. to University Dr.); and Hillandale Road (I-85 to NC 147). Consultants are also proceeding with the design for four sidewalk projects along Alston Avenue, NC 54, N. Duke St, Raynor Street, and LaSalle Street. University Drive is under construction. <b>Expected Date of Substantial Completion:</b> (qtr/year) unknown	
<b>Misc Thoroughfares and Street Improvements</b>	\$586,352.00	(\$17.00)	\$586,368.00	(Apr/30/2019) <b>Project Phase:</b> Other <b>Percent of Current Phase Complete:</b> 0% <b>Major Activities This Period:</b> The 2018 comprehensive signalized pedestrian improvements were inspected and accepted for maintenance in Q3. City staff executed a contract to secure professional design services to complete the design for the 2019 signalized pedestrian improvement effort and 2019 railroad inspections. The installations are under design and the railroad inspections are scheduled to be completed in Q4. City staff are finalizing signal design plans for the traffic signal installations at Hope Valley Road at US Bus. 15-501 and Broad Street and Murray Street. The plans are scheduled to be completed and advertised for construction in early Q4. <b>Expected Date of Substantial Completion:</b> (qtr/year) unknown	<b>Green</b>
<b>NC 157 Sidewalk (Hillcrest to Carver (EB-5834)</b>	\$375,803.00	\$0.00	\$375,803.00	(Apr/15/2019) <b>Project Phase:</b> Other <b>Percent of Current Phase Complete:</b> 0% <b>Major Activities This Period:</b> This project is funded through the TIP and is subject to NCDOT's funding schedule. Due to funding needs on other projects, the schedule has been delayed. Design in FY 2022, Right of Way in FY 2024, Construction in FY 2025. <b>Expected Date of Substantial Completion:</b> (qtr/year) unknown	<b>Green</b>

**Capital Improvements Program - Projects Listing**  
**March 31, 2019 Quarterly Report**  
**FY 2019 -- Third Quarter**

**Exhibit 9**

<b>NC 55 Sidewalk (Riddle to Cecil (EB-5835))</b>	\$295,067.00	\$0.00	\$295,067.00	(Apr/15/2019) <b>Project Phase:</b> Other <b>Percent of Current Phase Complete:</b> 0% <b>Major Activities This Period:</b> This project is funded through the TIP and is subject to NCDOT's funding schedule. Due to funding needs on other projects, the schedule has been delayed. Design in FY 2022, Right of Way in FY 2024, Construction in FY 2025. <b>Expected Date of Substantial Completion:</b> (qtr/year) 4/2019	<b>Green</b>
<b>NC 751 at University Roundabout Sidewalks (U-5745)</b>	\$10,000.00	\$0.00	\$10,000.00	(Apr/15/2019) <b>Project Phase:</b> Construction/Installation <b>Percent of Current Phase Complete:</b> 7% <b>Major Activities This Period:</b> This project is for anticipated local funding to supplement a NCDOT highway project. The project is under construction by NCDOT. Current status is here: <a href="https://apps.ncdot.gov/traffictravel/progloc/ProgLocSearch.aspx">https://apps.ncdot.gov/traffictravel/progloc/ProgLocSearch.aspx</a> <b>Expected Date of Substantial Completion:</b> (qtr/year) unknown	<b>Green</b>
<b>Neighborhood Greenways CMAQ</b>	\$644,728.00	\$149,278.00	\$495,450.00	(Apr/15/2019) <b>Project Phase:</b> Design <b>Percent of Current Phase Complete:</b> 50% <b>Major Activities This Period:</b> The consultant is in design for the selected Neighborhood Bike Routes project. Routes and signage has been identified. <b>Expected Date of Substantial Completion:</b> (qtr/year) 4/2019	<b>Green</b>
<b>Old Chapel Hill Road Bike/Ped (EB-4707)</b>	\$445,640.00	\$1,762,832.00	(\$1,317,192.00)	(Apr/15/2019) <b>Project Phase:</b> Construction/Installation <b>Percent of Current Phase Complete:</b> 90% <b>Major Activities This Period:</b> NCDOT is overseeing the construction of bike lanes and sidewalks on Old Durham-Chapel Hill Road. Construction is underway. Current status is available here:	<b>Green</b>

**Capital Improvements Program - Projects Listing**  
**March 31, 2019 Quarterly Report**  
**FY 2019 -- Third Quarter**

**Exhibit 9**

				<a href="https://apps.ncdot.gov/traffictravel/progloc/ProgLocSearch.aspx">https://apps.ncdot.gov/traffictravel/progloc/ProgLocSearch.aspx</a> <b>Expected Date of Substantial Completion:</b> (qtr/year) 1/2020	
<b>Rail Safety Improvements</b>	\$100,000.00	\$0.00	\$100,000.00	(Apr/30/2019) <b>Project Phase:</b> Other <b>Percent of Current Phase Complete:</b> 0% <b>Major Activities This Period:</b> Staff are submitted preliminary plans to NCRP to secure permits to construct pedestrian crossing improvements within the right of way of the North Carolina Railroad Corridor at the intersections of Main Street at Swift Avenue/Broad Street and Main Street at Pettigrew Street. The preliminary plans are being reviewed and processed by the NCRP. <b>Expected Date of Substantial Completion:</b> (qtr/year) unknown	<b>Green</b>
<b>Roxboro/Latta/Infinity Rd. Intersection Project</b>	\$2,240,000.00	\$0.00	\$2,240,000.00	(Apr/15/2019) <b>Project Phase:</b> Planning <b>Percent of Current Phase Complete:</b> 90% <b>Major Activities This Period:</b> NCDOT is designing and will be constructing this project. It is scheduled to let on 5/2020. <b>Expected Date of Substantial Completion:</b> (qtr/year) 4/2020 <b>Other Comments:</b> The City's funding is to supplement NCDOT funding on this project.	<b>Green</b>
<b>Sidewalk Repair, ADA and Gaps</b>	\$200,000.00	\$0.00	\$200,000.00	(Apr/12/2019) <b>Project Phase:</b> Construction/Installation <b>Percent of Current Phase Complete:</b> 85% <b>Major Activities This Period:</b> Contract SW-62 Sidewalk Repairs 2018 is nearing completion. Work has begun on one of the last segments, Broad Street at the Club Blvd intersection. <b>Expected Date of Substantial Completion:</b> (qtr/year) 2/2019	<b>Green</b>

**Capital Improvements Program - Projects Listing**  
**March 31, 2019 Quarterly Report**  
**FY 2019 -- Third Quarter**

Exhibit 9

				<b>Other Comments:</b> This CIP item addresses sidewalk repairs and ADA compliant curb ramps in the right-of-way.	
<b>Street Paving &amp; Maintenance</b>	\$16,816,386.00	\$100,419.00	\$15,715,967.00	(Apr/12/2019) <b>Project Phase:</b> Bid <b>Percent of Current Phase Complete:</b> 75% <b>Major Activities This Period:</b> second rounds of Bids were received for ST-290 Repaving 2019. The contract award will go to City Council for approval in May. <b>Expected Date of Substantial Completion:</b> (qtr/year) unknown <b>Other Comments:</b> This CIP item addresses repaving various streets in the Durham City Limits.	<b>Green</b>
<b>Woodcroft Parkway Extension (U-5823)</b>	\$3,074,900.00	\$0.00	\$3,074,900.00	(Apr/15/2019) <b>Project Phase:</b> Planning <b>Percent of Current Phase Complete:</b> 90% <b>Major Activities This Period:</b> NCDOT has provided concurrence on the consultant selection. A draft scope of services has been received from the consultant and staff are reviewing and negotiating the fee. <b>Expected Date of Substantial Completion:</b> (qtr/year) 1/2020	<b>Green</b>
<b>Total for Transportation</b>	<b>\$55,800,045.00</b>	<b>\$13,404,639.00</b>	<b>\$42,395,406.00</b>		
<b>Wastewater</b>					
<b>Projects</b>	<b>Financial Summary</b>			<b>Project Status</b>	
<b>Project Title</b>	<b>Authorized Budget</b>	<b>Expenditures/ Encumbrances</b>	<b>Available Balance</b>	<b>Latest Project Status Reports</b>	<b>Stoplight</b>
<b>Enhanced Nitrogen Removal</b>	\$12,645,469.00	\$0.00	\$12,645,469.00	(Apr/15/2019) <b>Project Phase:</b> Other	<b>Green</b>



**Capital Improvements Program - Projects Listing**  
**March 31, 2019 Quarterly Report**  
**FY 2019 -- Third Quarter**

**Exhibit 9**

				<p><b>Percent of Current Phase Complete:</b> 0%</p> <p><b>Major Activities This Period:</b>  This is an ongoing project that addresses biological treatment improvements at our Water Reclamation Facilities. Projects may be in varying phases of planning, design, and/or construction. Additional future design and construction activities will include phosphorus/struvite control at both WRFs, and a proprietary biological process at the North Durham WRF.</p> <p><b>Expected Date of Substantial Completion:</b> (qtr/year)  1/2020</p>	
<b>Facility Paving</b>	\$2,436,715.00	\$621,594.00	\$1,815,121.00	<p>(Apr/15/2019)</p> <p><b>Project Phase:</b> Other</p> <p><b>Percent of Current Phase Complete:</b> 0%</p> <p><b>Major Activities This Period:</b>  This is an ongoing CIP item that addresses paving and resurfacing needs at Department of Water Management facilities.</p> <p><b>Expected Date of Substantial Completion:</b> (qtr/year)  3/2022</p>	<b>Green</b>
<b>Sewer Collection System Rehabilitation</b>	\$8,388,991.00	\$343,212.00	\$8,045,779.00	<p>(Apr/15/2019)</p> <p><b>Project Phase:</b> Other</p> <p><b>Percent of Current Phase Complete:</b> 0%</p> <p><b>Major Activities This Period:</b>  CIPP North - Insituform 40% complete CIPP South - AM Liner 40% complete Manhole Rehabilitation - Ralph Hodge Construction 18% complete CCTV - Hydro structures 2019 Sewer Repair - Carolina Civilworks, Inc. - contract in for signatures</p> <p><b>Expected Date of Substantial Completion:</b> (qtr/year)  unknown</p> <p><b>Other Comments:</b>  This is an ongoing CIP project where various projects are in different phases of planning, design, or construction.</p>	<b>Green</b>
<b>Sewer Extensions &amp; Improvements</b>	\$4,586,933.00	\$0.00	\$4,586,933.00	<p>(Apr/12/2019)</p> <p><b>Project Phase:</b> Land/ROW Acquisition</p> <p><b>Percent of Current Phase Complete:</b> 75%</p>	<b>Green</b>

**Capital Improvements Program - Projects Listing**  
**March 31, 2019 Quarterly Report**  
**FY 2019 -- Third Quarter**

**Exhibit 9**

				<p><b>Major Activities This Period:</b>          Acquisitions are nearing completion for Garrett Road Sewer and Mimosa Drive Sewer (Contract WS-85).  <b>Expected Date of Substantial Completion:</b> (qtr/year) 2/2019  <b>Other Comments:</b>          This is an ongoing series of contracts to install sewer projects in response to citizen petitions.</p>	
<b>Southeast Regional Lift Station</b>	\$60,800,000.00	\$0.00	\$60,800,000.00	<p>(Apr/15/2019)  <b>Project Phase:</b> Construction/Installation  <b>Percent of Current Phase Complete:</b> 0%  <b>Major Activities This Period:</b>          Lift Station Construction Bids were approved by council on April 15, 2019. Design of gravity sewer, force main and waterline is nearing 75%. Expect to advertise for Construction Bids in spring summer for the gravity sewer portion of the project. Continuing to engage General Services Dept. on negotiating for easements.  <b>Expected Date of Substantial Completion:</b> (qtr/year) 4/2022</p>	<b>Green</b>
<b>Wastewater Process Rehabilitation</b>	\$29,356,699.00	\$1,663,271.00	\$27,693,428.00	<p>(Apr/15/2019)  <b>Project Phase:</b> Other  <b>Percent of Current Phase Complete:</b> 15%  <b>Major Activities This Period:</b>          Wastewater Process Rehabilitation is an ongoing CIP item where processes and major equipment are repaired or replaced at both the North Durham Water Reclamation Facility (WRF) and the South Durham WRF. Phase I Improvements began construction January 2018. Phase II Improvements are currently under detailed design.  <b>Expected Date of Substantial Completion:</b> (qtr/year) unknown</p>	<b>Green</b>
<b>Water Management Facility Expansion</b>	\$7,155,476.00	\$234,217.00	\$6,921,260.00	<p>(Apr/15/2019)  <b>Project Phase:</b> Construction/Installation  <b>Percent of Current Phase Complete:</b> 0%  <b>Major Activities This Period:</b>          Construction is to start in May 2019 with Site Grading,</p>	<b>Green</b>

**Capital Improvements Program - Projects Listing**  
**March 31, 2019 Quarterly Report**  
**FY 2019 -- Third Quarter**

Exhibit 9

				road relocation and utility work. Geo Thermal wells and building construction will be late fall early 2020. <b>Expected Date of Substantial Completion:</b> (qtr/year) 4/2022	
<b>Total for Wastewater</b>	<b>\$125,370,283.00</b>	<b>\$2,862,294.00</b>	<b>\$122,507,989.00</b>		

**Water**

Projects	Financial Summary			Project Status	
Project Title	Authorized Budget	Expenditures/ Encumbrances	Available Balance	Latest Project Status Reports	Stoplight
<b>Downtown East-West Reinforcing Main</b>	\$7,700,000.00	\$0.00	\$7,700,000.00	(Apr/12/2019) <b>Project Phase:</b> Design <b>Percent of Current Phase Complete:</b> 100% <b>Major Activities This Period:</b> First and second phases of project are being designed as part of the American Tobacco Waterline project. Phase 1 100% design drawings and traffic control plan reviewed and approved. Phase 1 bid delayed pending General Services Division easement acquisition. Phase 1 construction bid expected to be advertised in May 2019. Second phase 50% design will begin following bid of first phase. Phase 2 construction bid expected to be advertised in Spring 2020. Final phase is being included in the East Durham Water project. Final phase design contract, as part of the East Durham Water project, was awarded by Council in March 2019. Preliminary design is now underway for this final phase. <b>Expected Date of Substantial Completion:</b> (qtr/year) 1/2019	<b>Green</b>
<b>Future Water Supply/Source Protection</b>	\$8,873,721.00	\$5,539,967.00	\$3,333,754.00	(Apr/24/2019) <b>Project Phase:</b> Other <b>Percent of Current Phase Complete:</b> 0% <b>Major Activities This Period:</b> Project Phase: Other Percent of Current Phase Complete: 0% Major Activities This Period: This is an on-going effort to protect the City's reservoirs by purchasing land around them within the water quality buffer. Properties near the	<b>Green</b>

**Capital Improvements Program - Projects Listing**  
**March 31, 2019 Quarterly Report**  
**FY 2019 -- Third Quarter**

**Exhibit 9**

				reservoirs are considered for purchase as they become available. <b>Expected Date of Substantial Completion:</b> (qtr/year) unknown	
<b>Jordan Lake WTP</b>	\$6,088,149.00	\$1,880,397.00	\$4,207,752.00	(Apr/15/2019) <b>Project Phase:</b> Planning <b>Percent of Current Phase Complete:</b> 30% <b>Major Activities This Period:</b> Department of Water Management and other Jordan Lake Partners continue to collaborate on planning projects related to a regional Jordan Lake WTP. <b>Expected Date of Substantial Completion:</b> (qtr/year) unknown	<b>Green</b>
<b>Lake Michie &amp; Little River Rehabilitation</b>	\$2,440,173.00	\$115,065.00	\$2,325,107.00	(Apr/15/2019) <b>Project Phase:</b> Other <b>Percent of Current Phase Complete:</b> 0% <b>Major Activities This Period:</b> This is an ongoing CIP project addressing regulatory, planning, operational, and equipment needs of the two reservoirs, intake structures, pump stations, and impoundments. <b>Expected Date of Substantial Completion:</b> (qtr/year) unknown	<b>Green</b>
<b>Teer Quarry Water Supply Project, Phase 2</b>	\$15,516,950.00	\$1,453,413.00	\$14,063,537.00	(Apr/15/2019) <b>Project Phase:</b> Planning <b>Percent of Current Phase Complete:</b> 0% <b>Major Activities This Period:</b> Due to the Brown WTP expansion and the Jordan Lake allocations, the quarry is being considered as an emergency source during drought conditions. A reclassification of the quarry needs to be performed. The steps needed for doing this are being evaluated. <b>Expected Date of Substantial Completion:</b> (qtr/year) unknown	<b>Green</b>
<b>Water &amp; Sewer Fleet Vehicles</b>	\$3,565,102.00	\$1,557,435.00	\$2,007,667.00	(Apr/05/2019) <b>Project Phase:</b> Other	<b>Green</b>

**Capital Improvements Program - Projects Listing**  
**March 31, 2019 Quarterly Report**  
**FY 2019 -- Third Quarter**

**Exhibit 9**

				<b>Percent of Current Phase Complete:</b> 99% <b>Expected Date of Substantial Completion:</b> (qtr/year) 3/2019	
<b>Water Distribution System Rehabilitation</b>	\$11,215,385.00	\$1,108,080.00	\$10,107,305.00	(Apr/15/2019) <b>Project Phase:</b> Other <b>Percent of Current Phase Complete:</b> 0% <b>Major Activities This Period:</b> AC Waterline is closed out, work is complete, Water Distribution Master Plan Update (100% complete), and Durham Central Park Replacement/Rehabilitation project (85% complete). American Tobacco District design complete for Buchanan and Phase I, Buchanan Construction 15% complete. East Durham Phase I kickoff meeting held last week. Misc replacement RFQ due 4/19. <b>Expected Date of Substantial Completion:</b> (qtr/year) unknown <b>Other Comments:</b> This is an ongoing CIP program with multiple projects in place and at various phases.	<b>Green</b>
<b>Water Facilities Rehabilitation</b>	\$26,089,224.00	\$7,558,715.00	\$18,530,509.00	(Apr/15/2019) <b>Project Phase:</b> Other <b>Percent of Current Phase Complete:</b> 0% <b>Major Activities This Period:</b> Water Facilities Rehabilitation is an ongoing CIP item where processes and major equipment are repaired or replaced at the Brown Water Treatment Plant (WTP) and the Williams WTP. Current projects under this CIP item are in design and construction: Brown and Williams Expansion & Upgrades - Brown plant sedimentation basins 8 and 9 are finished and in use. Sedimentation basins & filters No. 5 - 7 are being rehabbed. The new Admin building, the operations building modifications and the chemical buildings should be completed by late spring of 2019. Construction is approximately 90%. <b>Expected Date of Substantial Completion:</b> (qtr/year) unknown	<b>Green</b>
<b>Water Regulatory</b>	\$33,768,000.00	\$3,945,351.00	\$29,822,649.00	(Apr/15/2019)	<b>Green</b>

**Capital Improvements Program - Projects Listing**  
**March 31, 2019 Quarterly Report**  
**FY 2019 -- Third Quarter**

**Exhibit 9**

<b>Improvements</b>				<p><b>Project Phase:</b> Construction/Installation  <b>Percent of Current Phase Complete:</b> 90%  <b>Major Activities This Period:</b>  This work is part of the Brown and Williams Water Treatment Plant Upgrades, Expansion and Residuals Handling Projects. The new basins have been constructed, filters are being completed and start-up happened May 2018 for Basin 8 operation. Basin 9 started up in June 2018. Continue to construct new admin building clear well modifications, etc.  <b>Expected Date of Substantial Completion:</b> (qtr/year)  1/2020</p>	
<b>Water Residuals Handling</b>	\$6,003,900.00	\$40,500,000.00	(\$34,496,100.00)	<p>(Apr/15/2019)  <b>Project Phase:</b> Construction/Installation  <b>Percent of Current Phase Complete:</b> 90%  <b>Major Activities This Period:</b>  Contractor is finalizing construction of the backwash clarifiers, EQ basins, pump buildings etc. at the Brown Water Plant and Williams Water Plant. Residual plant start-up at Williams plant has started and is scheduled to be complete late spring 2019. Continued construction of the Brown plan dewatering building will occur into summer of 2019.  <b>Expected Date of Substantial Completion:</b> (qtr/year)  1/2020</p>	<b>Green</b>
<b>Total for Water</b>	<b>\$160,806,704.00</b>	<b>\$63,658,423.00</b>	<b>\$97,148,281.00</b>		