

CITY OF DURHAM, NORTH CAROLINA

Exhibit 1

General Fund Expenditure Detail and Year End Projection by Department and Class
For the Quarter Ending March 31, 2020

DEPARTMENT	FY2020 ADJUSTED BUDGET	ACTIVITY THROUGH MARCH 2020	PERCENT OF BUDGET TO DATE	ENCUMBRANCES	PROJECTION THROUGH YEAR END	VARIANCE TO ADJUSTED BUDGET POSITIVE/ (NEGATIVE)
Audit Services	\$ 716,533	\$ 520,387	72.6%	\$ -	\$ 697,727	\$ 18,806
Budget & Management Services	2,226,296	1,450,780	65.2%	39,258	2,149,952	76,344
City Attorney	1,973,064	1,498,160	75.9%	357	1,941,419	31,645
City Clerk	780,554	560,598	71.8%	62,399	800,785	(20,231)
City Council	1,312,625	1,133,144	86.3%	-	1,289,615	23,010
City Manager/One Call/Public Affairs	4,042,212	2,993,151	74.0%	25,561	3,986,768	55,444
City/County Planning	4,727,762	3,582,697	75.8%	162,585	4,717,163	10,599
Community Development	2,246,990	1,948,671	86.7%	64,799	2,209,548	37,442
Economic & Workforce Development	6,105,329	2,231,727	36.6%	2,530,187	5,626,245	479,084
Emergency Communications	7,175,030	4,647,155	64.8%	193,060	6,422,521	752,509
Emergency Management	259,192	184,661	71.2%	-	259,192	-
Equity and Inclusion	748,433	611,911	81.8%	-	798,481	(50,048)
Finance	4,986,776	3,841,687	77.0%	31,609	4,800,755	186,021
Fire	36,271,916	27,662,231	76.3%	218,501	36,512,528	(240,612)
Fleet Maintenance	4,148,678	3,056,644	73.7%	155,909	4,098,134	50,544
General Services	14,441,656	10,516,205	72.8%	700,674	14,351,347	90,309
Human Resources	2,896,253	2,297,645	79.3%	106,986	3,025,720	(129,467)
Neighborhood Improvement Service	5,082,432	3,464,531	68.2%	602,359	5,082,432	0
Parks & Recreation	16,771,582	11,943,574	71.2%	924,394	16,524,651	246,931
Police	66,520,564	49,933,133	75.1%	1,050,922	66,719,900	(199,336)
Public Works	9,794,386	6,277,591	64.1%	1,134,785	9,371,391	422,995
Technology Solutions	8,373,317	6,617,997	79.0%	597,927	8,464,332	(91,015)
Transportation	9,298,761	6,650,402	71.5%	187,043	8,765,516	533,245
Non-departmental	13,731,325	9,213,997	67.1%	828,603	13,572,796	158,529
Indirect Cost	(11,082,320)	(8,311,740)	75.0%	-	(11,082,320)	-
Transfers To Other Funds	12,256,144	12,227,785	99.8%	-	12,227,785	28,359
Total	\$ 225,805,487	\$ 166,754,722	73.8%	\$ 9,617,917	\$ 223,334,383	\$ 2,471,104

CLASS	FY2020 ADJUSTED BUDGET	ACTIVITY THROUGH MARCH 2020	PERCENT OF BUDGET TO DATE	ENCUM- BRANCE BALANCE	PROJECTION THROUGH YEAR END	VARIANCE TO ADJUSTED BUDGET POSITIVE/ (NEGATIVE)
Personnel Services	\$ 165,669,807	\$ 126,268,515	76.2%	\$ 198,430	\$ 166,075,017	\$ (405,210)
Operating Expenditures	45,267,005	27,602,030	61.0%	8,740,982	42,665,436	2,601,569
Capital Outlay	1,918,332	656,393	34.2%	678,505	1,717,976	200,356
Appropriation Not Authorized for Expenditures	694,200	-	0.0%	-	648,169	46,031
Transfers To Other Funds	12,256,144	12,227,785	99.8%	-	12,227,785	28,359
Total	\$ 225,805,487	\$ 166,754,722	73.8%	\$ 9,617,917	\$ 223,334,383	\$ 2,471,104

\$ -

CITY OF DURHAM, NORTH CAROLINA

General Fund Revenues & Expenditures

For the Quarter Ending March 31, 2020

Exhibit 1

	FY2020 ADJUSTED BUDGET	ACTIVITY THROUGH MARCH 2020	PERCENT OF BUDGET TO DATE	PROJECTION THROUGH YEAR END	VARIANCE TO ADJUSTED BUDGET POSITIVE/ (NEGATIVE)
REVENUES					
Property Taxes	\$ 108,465,141	\$ 108,678,003	100.2%	\$ 109,007,467	\$ 542,326
Sales Taxes	68,711,111	36,144,075	52.6%	67,742,973	(968,138)
Hotel/Motel Occupancy Tax	2,987,717	2,124,596	71.1%	2,240,788	(746,929)
Utility Franchise tax	4,229,821	1,736,169	41.0%	4,018,330	(211,491)
Other Taxes	365,000	334,363	91.6%	346,750	(18,250)
Powell Bill	6,285,588	6,184,690	98.4%	6,184,690	(100,898)
Other Intergovernmental Revenues	8,092,510	5,989,635	74.0%	8,052,047	(40,463)
Licenses & Permits	229,500	332,956	145.1%	332,956	103,456
Rental Income	101,263	54,023	53.3%	75,947	(25,316)
Charges For Services	9,278,749	6,272,789	67.6%	7,886,937	(1,391,812)
Assessments	28,550	24,493	85.8%	28,265	(286)
Sale of Property and Miscellaneous	1,136,000	976,172	85.9%	1,124,640	(11,360)
TOTAL REVENUES	\$ 209,910,950	\$ 168,851,965	80.4%	\$ 207,041,790	\$ (2,869,160)
TOTAL EXPENDITURES	\$ 225,805,487	\$ 166,754,722	73.8%	\$ 223,334,383	\$ 2,471,104
NET REVENUES LESS EXPENDITURES	\$ (15,894,537)	\$ 2,097,243		\$ (16,292,593)	
To/(From) Fund Balance					
				Overall Budget Variance	\$ (398,056)

CITY OF DURHAM, NORTH CAROLINA

Debt Service Fund Revenues & Expenditures

For the Quarter Ending March 31, 2020

Exhibit 1A

	FY2020 ADOPTED BUDGET	FY2020 ADJUSTED BUDGET	ACTIVITY THROUGH MARCH 2020	PERCENT OF BUDGET TO DATE	PROJECTION THROUGH YEAR END	VARIANCE TO ADJUSTED BUDGET POSITIVE/ (NEGATIVE)
REVENUES						
Property Taxes	\$ 38,245,757	\$ 38,245,757	\$ 38,617,846	100.97%	\$ 38,877,194	\$ 631,437
Non-Operating Revenues						
Intergovernmental (Subsidy)	\$ 661,690	\$ 661,690	\$ 819,422	123.84%	\$ 819,422	\$ 157,732
Investment Income	816,000	816,000	593,276	72.71%	816,000	-
Total Non-Operating Revenues	\$ 1,477,690	\$ 1,477,690	\$ 1,412,698	95.60%	\$ 1,635,422	\$ 157,732
TOTAL REVENUES	\$ 39,723,447	\$ 39,723,447	\$ 40,030,544	100.77%	\$ 40,512,616	\$ 789,169
EXPENDITURES						
Special contractual services	\$ 439,826	\$ 439,826	\$ 416,831	94.77%	\$ 439,826	\$ -
Transfers to Other Funds	3,896,018	3,896,018	3,896,018	100.00%	3,896,018	-
Debt Service Principal	23,587,140	23,587,140	18,468,287	78.30%	23,587,140	-
Debt Service Interest	10,237,225	10,237,225	8,937,898	87.31%	10,055,267	181,958
TOTAL EXPENDITURES	\$ 38,160,209	\$ 38,160,209	\$ 31,719,034	83.12%	\$ 37,978,251	\$ 181,958
NET REVENUES LESS EXPENDITURES	\$ 1,563,238	\$ 1,563,238	\$ 8,311,510		\$ 2,534,365	
To/(From) Fund Balance						
					Overall Budget Variance	\$ 971,127

CITY OF DURHAM, NORTH CAROLINA
 Inspections Fund Revenues & Expenditures
 For the Quarter Ending March 31, 2020

Exhibit 1B

	FY2020 ADOPTED BUDGET	FY2020 ADJUSTED BUDGET	ACTIVITY THROUGH MARCH 2020	PERCENT OF BUDGET TO DATE	ENCUMBRANCES	PROJECTION THROUGH YEAR END	VARIANCE TO ADJUSTED BUDGET POSITIVE/ (NEGATIVE)
REVENUES							
Licenses, Permits & Charges for Services	\$ 6,721,327	\$ 6,721,327	\$ 5,052,452	75.17%		\$ 6,472,293	\$ (249,034)
Non-Operating Revenues							
Impact Fees	\$ 44,184	\$ 44,184	\$ 30,738	69.57%		\$ 44,623	\$ 439
Investment Income	78,000	78,000	114,724	147.08%		115,008	37,008
Total Non-Operating Revenues	\$ 122,184	\$ 122,184	\$ 145,462	119.05%		\$ 159,631	\$ 37,447
TOTAL REVENUES	\$ 6,843,511	\$ 6,843,511	\$ 5,197,914	75.95%		\$ 6,631,924	\$ (211,587)
EXPENDITURES							
Personnel Services	\$ 5,263,053	\$ 5,263,053	\$ 3,885,064	73.82%	\$ 1,635	\$ 5,170,135	\$ 92,918
Operating Expenditures	1,397,000	1,397,000	1,017,523	72.84%	10,800	1,396,912	88
Operating Transfers to Other Funds	23,000	23,000	23,000	100.00%	-	23,000	-
TOTAL EXPENDITURES	\$ 6,683,053	\$ 6,711,053	\$ 4,948,969	73.74%	\$ 12,435	\$ 6,590,047	\$ 121,006
NET REVENUES LESS EXPENDITURES To/(From) Fund Balance	\$ 160,458	\$ 132,458	\$ 248,945			\$ 41,877	
						Overall Budget Variance	\$ (90,581)

CITY OF DURHAM, NORTH CAROLINA

Water and Sewer Operating Fund Revenues & Expenditures
For the Quarter Ending March 31, 2020

Exhibit 2

	FY2020 ADOPTED BUDGET	FY2020 ADJUSTED BUDGET	ACTIVITY THROUGH MARCH 2020	PERCENT OF BUDGET TO DATE	ENCUMBRANCES	PROJECTION THROUGH YEAR END	VARIANCE TO ADJUSTED BUDGET POSITIVE/ (NEGATIVE)
REVENUES							
Operating Revenues	\$ 103,992,076	\$ 103,992,076	\$ 80,325,444	77.24%		\$ 103,638,259	\$ (353,817)
Permits	209,250	209,250	139,910	66.86%		174,411	(34,839)
Total Operating Revenues	<u>\$ 104,201,326</u>	<u>\$ 104,201,326</u>	<u>\$ 80,465,354</u>	77.22%		<u>\$ 103,812,670</u>	<u>\$ (388,656)</u>
Non-Operating Revenues							
Miscellaneous	\$ 1,792,600	\$ 1,792,600	\$ 1,369,443	76.39%		\$ 1,437,945	\$ (354,655)
Investment Income	2,252,408	2,252,408	773,339	34.33%		2,252,408	-
Total Non-Operating Revenues	<u>\$ 4,045,008</u>	<u>\$ 4,045,008</u>	<u>\$ 2,142,782</u>	52.97%		<u>\$ 3,690,353</u>	<u>\$ (354,655)</u>
TOTAL REVENUES	<u>\$ 108,246,334</u>	<u>\$ 108,246,334</u>	<u>\$ 82,608,136</u>	76.31%		<u>\$ 107,503,023</u>	<u>\$ (743,311)</u>
EXPENDITURES							
Personnel Services	\$ 30,880,660	\$ 30,879,558	\$ 24,810,793	80.35%	\$ 153,126	\$ 32,349,705	\$ (1,470,147)
Operating Expenditures	23,512,794	24,450,024	17,498,416	71.57%	3,202,753	24,655,093	(205,069)
Non-Departmental Administration	5,626,223	5,626,223	4,219,667	75.00%	-	5,626,223	-
Capital Outlay	140,500	324,271	184,298	56.83%	93,132	258,294	65,977
Debt Service Principal and Interest	12,305,322	12,315,322	7,603,915	61.74%	926	12,315,322	-
Operating Transfers to Other Funds	<u>37,355,000</u>	<u>37,389,324</u>	<u>2,389,324</u>	6.39%	<u>-</u>	<u>35,036,774</u>	<u>2,352,550</u>
TOTAL EXPENDITURES	<u>\$ 109,820,499</u>	<u>\$ 110,984,722</u>	<u>\$ 56,706,413</u>	51.09%	<u>\$ 3,449,937</u>	<u>\$ 110,241,411</u>	<u>\$ 743,311</u>
NET REVENUES LESS EXPENDITURES	<u>\$ (1,574,165)</u>	<u>\$ (2,738,388)</u>	<u>\$ 25,901,723</u>			<u>\$ (2,738,388)</u>	
To/(From) Fund Balance							
						Overall Budget Variance	<u>\$ -</u>

CITY OF DURHAM, NORTH CAROLINA

Parking Facilities Fund Revenues & Expenditures
For the Quarter Ending March 31, 2020

Exhibit 2

	FY2020 ADOPTED BUDGET	FY2020 ADJUSTED BUDGET	ACTIVITY THROUGH MARCH 2020	PERCENT OF BUDGET TO DATE	ENCUMBRANCES	PROJECTION THROUGH YEAR END	VARIANCE TO ADJUSTED BUDGET POSITIVE/ (NEGATIVE)
REVENUES							
Operating Revenues	\$ 5,799,602	\$ 5,799,602	\$ 3,545,515	61.13%		\$ 4,158,078	\$ (1,641,524)
Non-Operating Revenues							
Investment Income	\$ 138,000	\$ 138,000	\$ 54,414	39.43%		\$ 101,782	\$ (36,218)
Miscellaneous	-	-	18,087	0.00%		18,087	18,087
Operating Transfers from Other Funds	903,571	903,571	903,571	100.00%		903,571	-
Total Non-Operating Revenues	\$ 1,041,571	\$ 1,041,571	\$ 976,072	93.71%		\$ 1,023,440	\$ (18,131)
TOTAL REVENUES	\$ 6,841,173	\$ 6,841,173	\$ 4,521,587	66.09%		\$ 5,181,518	\$ (1,659,655)
EXPENDITURES							
Personnel Services	\$ 1,755,643	\$ 1,755,643	\$ 1,301,775	74.15%	\$ -	\$ 2,140,398	\$ (384,755)
Operating Expenditures	2,347,383	2,610,528	1,403,492	53.76%	515,222	2,443,201	167,327
Non-Departmental Administration	416,147	416,147	312,110	75.00%	-	416,147	-
Capital Outlay	27,000	27,000	18,946	70.17%	-	18,946	8,054
Debt Service Principal and Interest	3,433,056	3,433,056	3,271,712	95.30%	-	3,341,046	92,010
Operating Transfers to Other Funds	-	25,000	1,333	5.33%	-	25,000	-
TOTAL EXPENDITURES	\$ 7,979,229	\$ 8,267,374	\$ 6,309,368	76.32%	\$ 515,222	\$ 8,384,738	\$ (117,364)
NET REVENUES LESS EXPENDITURES	\$ (1,138,056)	\$ (1,426,201)	\$ (1,787,781)			\$ (3,203,220)	
To/(From) Fund Balance							
						Overall Budget Variance	\$ (1,777,019)

CITY OF DURHAM, NORTH CAROLINA

Ballpark Fund Revenues & Expenditures
For the Quarter Ending March 31, 2020

Exhibit 2

	FY2020 ADOPTED BUDGET	FY2020 ADJUSTED BUDGET	ACTIVITY THROUGH MARCH 2020	PERCENT OF BUDGET TO DATE	ENCUMBRANCES	PROJECTION THROUGH YEAR END	VARIANCE TO ADJUSTED BUDGET POSITIVE/ (NEGATIVE)
REVENUES							
Operating Revenues	\$ 277,960	\$ 277,960	\$ 53,484	19.24%		\$ 277,960	\$ -
Non-Operating Revenues							
Investment Income	\$ 11,355	\$ 11,355	\$ 34,007	299.49%		\$ 34,069	\$ 22,714
Operating Transfers from Other Funds	1,100,360	1,100,360	1,100,360	100.00%		1,100,360	-
Total Non-Operating Revenues	\$ 1,111,715	\$ 1,111,715	\$ 1,134,367	102.04%		\$ 1,134,429	\$ 22,714
TOTAL REVENUES	\$ 1,389,675	\$ 1,389,675	\$ 1,187,851	85.48%		\$ 1,412,389	\$ 22,714
EXPENDITURES							
Operating Expenditures	\$ 434,258	\$ 434,258	\$ -	0.00%	\$ -	\$ 77,009	\$ 357,249
Debt Service Principal and Interest	1,228,320	1,228,320	1,228,320	100.00%	-	1,228,320	-
TOTAL EXPENDITURES	\$ 1,662,578	\$ 1,662,578	\$ 1,228,320	73.88%	\$ -	\$ 1,305,329	\$ 357,249
NET REVENUES LESS EXPENDITURES	\$ (272,903)	\$ (272,903)	\$ (40,469)			\$ 107,060	
To/(From) Fund Balance							
						Overall Budget Variance	\$ 379,963

CITY OF DURHAM, NORTH CAROLINA

Transit Operations Fund Revenues & Expenditures

For the Quarter Ending March 31, 2020

Exhibit 2

	FY2020 ADOPTED BUDGET	FY2020 ADJUSTED BUDGET	ACTIVITY THROUGH MARCH 2020	PERCENT OF BUDGET TO DATE	ENCUMBRANCES	PROJECTION THROUGH YEAR END	VARIANCE TO ADJUSTED BUDGET POSITIVE/ (NEGATIVE)
REVENUES							
Operating Revenues	\$ 2,516,691	\$ 2,516,691	\$ 1,546,860	61.46%		\$ 1,774,610	\$ (742,081)
Non-Operating Revenues							
Taxes	\$ 13,038,326	\$ 13,038,326	\$ 13,165,194	100.97%		\$ 13,165,194	\$ 126,868
Investment Income	-	-	20,398	0.00%		20,398	20,398
Miscellaneous	8,508,596	8,890,256	5,184,011	58.31%		10,179,406	1,289,150
Total Non-Operating Revenues	\$ 21,546,922	\$ 21,928,582	\$ 18,369,603	83.77%		\$ 23,364,998	\$ 1,436,416
TOTAL REVENUES	\$ 24,063,613	\$ 24,445,273	\$ 19,916,463	81.47%		\$ 25,139,608	\$ 694,335
EXPENDITURES							
Operating Expenditures	\$ 21,350,018	\$ 21,895,770	\$ 14,140,768	64.58%	\$ 4,097,042	\$ 22,598,969	\$ (703,199)
Non-Departmental Administration	500,997	500,997	375,748	75.00%	-	500,997	-
Capital Outlay	325,633	390,654	34,764	8.90%	64,055	240,654	150,000
Debt Service Principal and Interest	235,249	235,249	210,063	89.29%	-	235,249	-
Operating Transfers to Other Funds	1,386,149	1,386,149	109,047	7.87%	-	1,386,149	-
TOTAL EXPENDITURES	\$ 23,798,046	\$ 24,408,819	\$ 14,870,390	60.92%	\$ 4,161,097	\$ 24,962,018	\$ (553,199)
NET REVENUES LESS EXPENDITURES	\$ 265,567	\$ 36,454	\$ 5,046,073			\$ 177,590	
To/(From) Fund Balance							
						Overall Budget Variance	\$ 141,136

CITY OF DURHAM, NORTH CAROLINA

Exhibit 2

Solid Waste Disposal Operating Fund Revenues & Expenditures

For the Quarter Ending March 31, 2020

	FY2020 ADOPTED BUDGET	FY2020 ADJUSTED BUDGET	ACTIVITY THROUGH MARCH 2020	PERCENT OF BUDGET TO DATE	ENCUMBRANCES	PROJECTION THROUGH YEAR END	VARIANCE TO ADJUSTED BUDGET POSITIVE/ (NEGATIVE)
REVENUES							
Operating Revenues	\$ 8,371,537	\$ 8,371,537	\$ 6,279,964	75.02%		\$ 8,132,452	\$ (239,085)
Non-Operating Revenues							
Taxes	\$ 19,435,798	\$ 19,435,798	\$ 19,624,868	100.97%		\$ 19,756,706	\$ 320,908
Investment Income	141,000	141,000	143,391	101.70%		145,314	4,314
Miscellaneous	207,622	207,622	305,179	146.99%		335,560	127,938
Operating Transfers from Other Funds	82,422	82,422	82,422	100.00%		82,422	-
Total Non-Operating Revenues	\$ 19,866,842	\$ 19,866,842	\$ 20,155,860	449.66%		\$ 20,320,002	\$ 453,160
TOTAL REVENUES	\$ 28,238,379	\$ 28,238,379	\$ 26,435,824	93.62%		\$ 28,452,454	\$ 214,075
EXPENDITURES							
Personnel Services	\$ 8,923,366	\$ 8,923,366	\$ 7,022,804	78.70%	\$ 4,090	\$ 9,001,927	\$ (78,561)
Operating Expenditures	13,026,629	13,058,336	9,114,985	69.80%	402,618	12,853,584	204,752
Non-Departmental Administration	2,808,491	2,808,491	2,106,368	75.00%	-	2,808,491	-
Capital Outlay	263,500	343,388	131,349	38.25%	37,906	403,968	(60,580)
Debt Service Principal and Interest	3,042,513	3,042,513	895,198	29.42%	-	3,042,513	-
Operating Transfers to Other Funds	-	-	-		-	-	-
TOTAL EXPENDITURES	\$ 28,064,499	\$ 28,176,094	\$ 19,270,704	68.39%	\$ 444,614	\$ 28,110,483	\$ 65,611
NET REVENUES LESS EXPENDITURES	\$ 173,880	\$ 62,285	\$ 7,165,120			\$ 341,971	
To/(From) Fund Balance							
						Overall Budget Variance	\$ 279,686

CITY OF DURHAM, NORTH CAROLINA

Storm Water Management Fund Revenues & Expenditures
For the Quarter Ending March 31, 2020

Exhibit 2

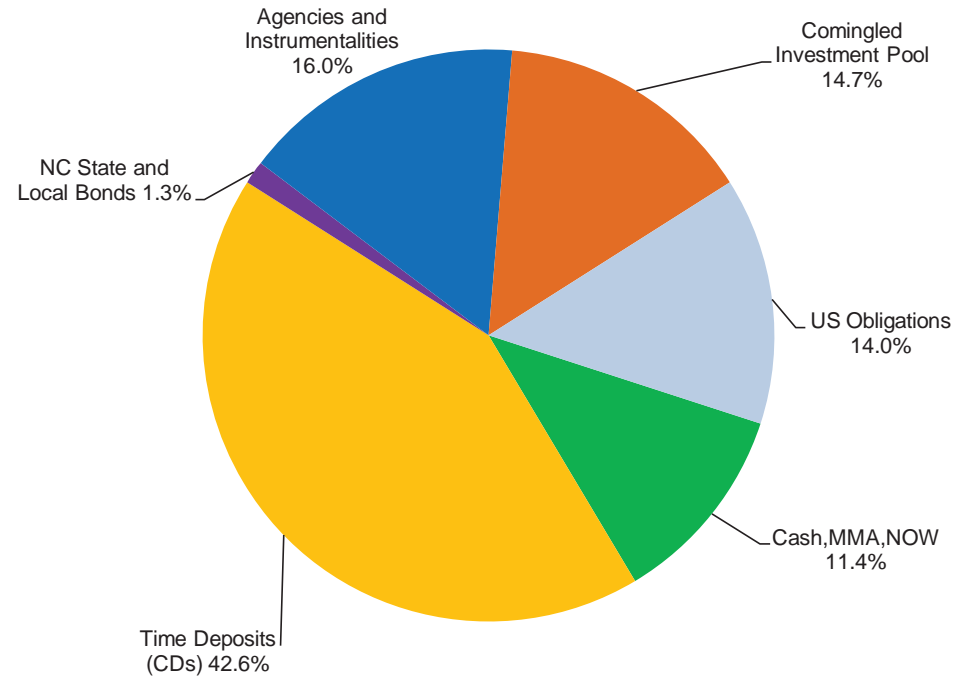
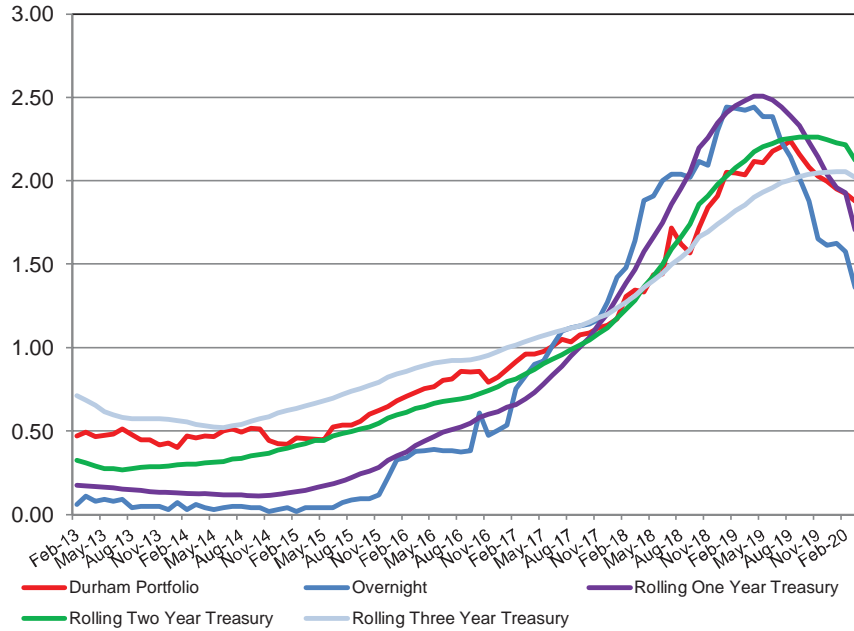
	FY2020 ADOPTED BUDGET	FY2020 ADJUSTED BUDGET	ACTIVITY THROUGH MARCH 2020	PERCENT OF BUDGET TO DATE	ENCUMBRANCES	PROJECTION THROUGH YEAR END	VARIANCE TO ADJUSTED BUDGET POSITIVE/ (NEGATIVE)
REVENUES							
Operating Revenues	\$ 16,393,888	\$ 16,393,888	\$ 14,251,065	86.93%		\$ 16,361,717	\$ (32,171)
Non-Operating Revenues							
Investment Income	\$ 191,000	\$ 191,000	\$ 144,412	75.61%		\$ 191,000	\$ -
Miscellaneous Income	-	-	13,700	0.00%		\$ 13,700	13,700
Operating Transfers from Other Funds	109,047	109,047	109,047	100.00%		109,047	-
Total Non-Operating Revenues	\$ 300,047	\$ 300,047	\$ 267,159	89.04%		\$ 313,747	\$ 13,700
TOTAL REVENUES	\$ 16,693,935	\$ 16,693,935	\$ 14,518,224	86.97%		\$ 16,675,464	\$ (18,471)
Expenditures							
Personnel Services	\$ 8,916,721	\$ 8,917,679	\$ 6,742,659	75.61%	\$ 28,146	\$ 8,813,184	\$ 104,495
Operating Expenditures	2,624,541	2,945,736	1,676,110	56.90%	542,769	2,915,387	30,349
Non-Departmental Administration	937,526	937,526	703,145	75.00%	-	937,526	-
Capital Outlay	-	339,303	-	0.00%	109,675	339,304	(1)
Operating Transfers to Other Funds	6,234,000	6,624,676	6,624,676	100.00%	-	6,624,676	-
TOTAL EXPENDITURES	\$ 18,712,788	\$ 19,764,920	\$ 15,746,590	79.67%	\$ 680,589	\$ 19,630,077	\$ 134,843
NET REVENUES LESS EXPENDITURES	\$ (2,018,853)	\$ (3,070,985)	\$ (1,228,366)			\$ (2,954,613)	
To/(From) Fund Balance							
						Overall Budget Variance	\$ 116,372

CITY OF DURHAM, NORTH CAROLINA
 Performing Arts Center Fund Revenues & Expenditures
 For the Quarter Ending March 31, 2020

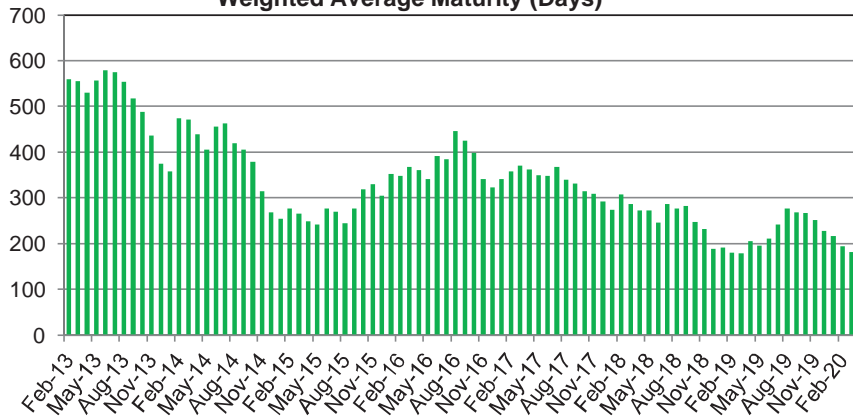
Exhibit 2

	FY2020 ADOPTED BUDGET	FY2020 ADJUSTED BUDGET	ACTIVITY THROUGH MARCH 2020	PERCENT OF BUDGET TO DATE	ENCUMBRANCES	PROJECTION THROUGH YEAR END	VARIANCE TO ADJUSTED BUDGET POSITIVE/ (NEGATIVE)
REVENUES							
Operating Revenues	\$ 1,611,219	\$ 1,611,219	\$ 40,973	2.54%		\$ 1,611,219	\$ -
Non-Operating Revenues							
Taxes	\$ 1,400,000	\$ 1,400,000	\$ 827,586	59.11%		\$ 1,400,314	\$ 314
Naming rights	300,000	300,000	300,000	100.00%		300,000	-
Ticket facility fee	700,000	700,000	555,576	79.37%		700,000	-
Investment Income	63,581	63,581	92,598	145.64%		93,647	30,066
Operating transfers from other funds	-	-	-	0.00%		-	-
Total Non-Operating Revenues	\$ 2,463,581	\$ 2,463,581	\$ 1,775,760	72.08%		\$ 2,493,961	\$ 30,380
TOTAL REVENUES	\$ 4,074,800	\$ 4,074,800	\$ 1,816,733	44.58%		\$ 4,105,180	\$ (30,380)
EXPENDITURES							
Operating Expenditures	\$ 640,931	\$ 655,794	\$ 313,915	47.87%	\$ -	\$ 462,733	\$ 193,061
Capital Outlay	338,036	1,804,140	1,222,144	67.74%	241,336	1,801,516	2,624
Debt Service Principal and Interest	2,231,745	2,231,745	385,873	17.29%	-	2,231,745	-
Operating transfers to other funds	864,088	864,088	864,088	100.00%	-	864,088	-
TOTAL EXPENDITURES	\$ 4,074,800	\$ 5,555,767	\$ 2,786,020	50.15%	\$ 241,336	\$ 5,360,082	\$ 195,685
NET REVENUES LESS EXPENDITURES	\$ -	\$ (1,480,967)	\$ (969,287)			\$ (1,254,902)	
To/(From) Fund Balance							
						Overall Budget Variance	\$ 226,065

Portfolio Performance %



Weighted Average Maturity (Days)



Investment Parameters	Maximum %	Actual	% of Portfolio	Status
Cash, MMA, NOW		\$ 44,596,179	11.4%	
Time Deposits (CDs)	90%	166,500,000	42.6%	Pass
Bankers Acceptances	25%/5%	-	0.0%	Pass
US Obligations	90%	54,753,501	14.0%	Pass
Commercial Paper	25%/5%	-	0.0%	Pass
NC State and Local Bonds	75%	5,107,728	1.3%	Pass
Agencies and Instrumentalities	90%	62,519,075	16.0%	Pass
LGC Certified MMF	100%	-	0.0%	Pass
Comingled Investment Pool	100%	57,382,113	14.7%	Pass
Repurchase Agreements	25%	-	0.0%	Pass
Mortgage-backed Obligation	25%/10%	-	0.0%	Pass
Callable Securities	50%	-	0.0%	Pass
Total		\$ 390,858,596	100%	

CITY OF DURHAM - PAYMENTS MADE FOR LIABILITY CLAIMS

Exhibit 4

Payments Made During Period 1/1/2020 - 3/31/2020

<u>Incident Date</u>	<u>Claim Number</u>	<u>Claimant</u>	<u>Amount</u>
03/31/2019	0571-AL-19-0500308-001	Quinerly, Hubert	4,842.61
05/28/2019	0571-AL-19-0500398-001	Durham, County	1,007.63
10/09/2019	0571-AL-20-0500107-001	Mann, Gwendolyn	5,600.00
10/30/2019	0571-AL-20-0500125-001	McKenzie, Roddie	10,107.05
10/30/2019	0571-AL-20-0500125-003	Keith, Rebekah	1,275.00
11/18/2019	0571-AL-20-0500138-001	Bonilla-Valentin, Barbara	5,155.41
11/25/2019	0571-AL-20-0500145-001	Pryor, Elijah	2,948.08
12/11/2019	0571-AL-20-0500176-001	Baker, Steidrick	650.00
12/30/2019	0571-AL-20-0500181-001	Anthony, Harry	20.00
12/18/2019	0571-AL-20-0500184-001	Aguilar, Wilian	43.78
01/10/2020	0571-AL-20-0500204-001	Popp, Brian	3,100.00
01/22/2020	0571-AL-20-0500205-001	Oakley, Jennifer	3,038.47
01/10/2020	0571-AL-20-0500206-001	Schneider, Dale	5,219.00
01/21/2020	0571-AL-20-0500209-001	Thomson, Williams	5,100.00
01/12/2020	0571-AL-20-0500213-001	Everett, Trina	151.00
01/12/2020	0571-AL-20-0500213-002	Yoshizumi, Terry	399.29
01/24/2020	0571-AL-20-0500215-001	Burnette, Sara	326.81
02/05/2020	0571-AL-20-0500226-001	Shirley, Amanda	919.71
02/10/2020	0571-AL-20-0500232-001	Removers, Inc.	2,137.61
02/18/2020	0571-AL-20-0500240-001	Herrera, Soledad	180.85
02/27/2020	0571-AL-20-0500255-001	Melvin, Latonya	172.24
03/11/2020	0571-AL-20-0500270-001	Flores, Xiomara	400.00
Auto Liability Subtotal:			52,794.54

<u>Incident Date</u>	<u>Claim Number</u>	<u>Claimant</u>	<u>Amount</u>
05/23/2011	0571-GL-11-0500688-001	Rodriguez-Cabrera, Imer	1,032.50
06/04/2015	0571-GL-15-0500495-001	Turrentine, Antonio	2,392.50
11/21/1991	0571-GL-17-0500293-001	Howard, Darryl	263,853.92
11/14/2016	0571-GL-17-0500314-001	Mole, Michael	6,268.75

CITY OF DURHAM - PAYMENTS MADE FOR LIABILITY CLAIMS

Exhibit 4

Payments Made During Period 1/1/2020 - 3/31/2020

<u>Incident Date</u>	<u>Claim Number</u>	<u>Claimant</u>	<u>Amount</u>
04/23/2018	0571-GL-18-0500343-001	Hyman, Jaden	10,713.00
04/05/2018	0571-GL-18-0500344-001	NC Coalition, For Israel	6,581.00
06/06/2019	0571-GL-19-0500430-001	Rodman, Lanida	905.62
07/02/2019	0571-GL-20-0500001-001	Walters, Shamar	495.00
11/18/2019	0571-GL-20-0500147-001	Cely, Claude	531.37
11/19/2019	0571-GL-20-0500149-001	Umphlett, Faye	184.62
12/27/2019	0571-GL-20-0500194-001	Richardson, Kevin	579.29
10/31/2019	0571-GL-20-0500203-001	Healthy Start, Academy	4,035.10
01/07/2020	0571-GL-20-0500210-001	Prigen, Tammy	500.00
01/27/2020	0571-GL-20-0500228-001	Zinter, Maria	2,262.68
02/06/2020	0571-GL-20-0500242-001	Smart, Lindsay	150.00
02/11/2020	0571-GL-20-0500259-001	Nogales, Robert	2,133.22
03/04/2020	0571-GL-20-0500278-001	Binford, Alissa	111.80
02/13/2020	0571-GL-20-0500279-001	Bennett, Kenya	985.50
02/07/2020	0571-GL-20-0500281-001	Schaeffer, Erica	301.00
11/27/1991	0571-GL-92-0500001-001	Womble, Willie	45.00
General Liability Subtotal			304,061.87
Total Liability Payments:			356,856.41

Type of Contract														
1st Quarter	Service	Prof. Serv	Living Wage	CMAR	Const.	Real Estate Sale/Purchase	Inter-Gov't	Other	Purchase	Amendment/Change Orders	Lease	Non-City Agency	Grant	Total
Budget	1						1	2						4
City Attorney														0
City Clerk														0
City Manager														0
Community Development	1	1						4		3			3	12
Economic Development	2									2				4
Emergency Communications														0
EOEA														0
Finance										1				1
Fire														0
Fleet														0
Gen Services	5	2		1	3			7		18				36
Human Resources										1				1
Inspections														0
Internal Audit														0
Neighborhood Improvement	4									3				7
Parks & Recreation	105				1			1		1				108
Planning						1								1
Police	2							3					10	15
Public Affairs	2													2
Public Works	1	2			2		1	26		6				38
Solid Waste	1									1				2
Tech Solutions	2									1				3
Transportation	1				1			24		12				38
Water Mgmt	1						1	1		17				20
Total 1st Qtr	128	5	0	1	7	1	3	68	0	66	0	0	13	292

Type of Contract

2nd Quarter	Service	Prof. Serv	Living Wage	CMAR	Const.	Real Estate Sale/Purchase	Inter-Gov't	Other	Purchase	Amendment/Change Orders	Lease	Non-City Agency	Grant	Total
Budget	2									1			1	4
City Attorney														0
City Clerk														0
City Manager										2				2
Community Development		3					1			4			2	10
Economic Development	4													4
Emergency Communications										1				1
EOEA														0
Finance	1													1
Fire							1			1				2
Fleet														0
Gen Services	5	3			6					20				34
Human Resources														0
Inspections														0
Internal Audit														0
Neighborhood Improvement	3									4				7
Parks & Recreation	64				1			1					1	67
Planning	2									1				3
Police	2	1											2	5
Public Affairs														0
Public Works	2	3			4			40		16				65
Solid Waste														0
Tech Solutions	1									2				3
Transportation	1	1			1		2	20	1	9				35
Water Mgmt	2	4			2					12				20
Total 2nd Qtr	89	15	0	0	14	0	4	61	1	73	0	0	6	263

Type of Contract

3rd Quarter	Service	Prof. Serv	Living Wage	CMAR	Const.	Real Estate Sale/Purchase	Inter-Gov't	Other	Purchase	Amendment/Change Orders	Lease	Non-City Agency	Grant	Total
Budget							2							2
City Attorney														0
City Clerk														0
City Manager														0
Community Development	2	2			2					6			3	15
Economic Development										3				3
Emergency Communications														0
EOEA														0
Finance	1													1
Fire														0
Fleet													1	1
Gen Services	2	2			1			3		7				15
Human Resources										2				2
Inspections														0
Internal Audit										1				1
Neighborhood Improvement	3													3
Parks & Recreation	36							3						39
Planning														0
Police	2												1	3
Public Affairs														0
Public Works	2	4			4			19		5				34
Solid Waste										1				1
Tech Solutions	1									6				7
Transportation							1	28						29
Water Mgmt	7	1								9				17
Total 3rd Qtr	56	9	0	0	7	0	3	53	0	40	0	0	5	173

CITY OF DURHAM, NORTH CAROLINA
Impact Fees Revenues and Expenditures
Quarter Ending March 31, 2020

Zone	6/30/2019 Account Balance	FY2020				
		3/31/2020 Account Balance	3/31/2020 Funds obligated to CIP Projects*	Q3 3/31/2020 Funds Available	Projected Revenue to 6/30/2020	Projected Funds Available 6/30/2020
Streets						
Zone 1	2,166	2,202	-	2,202	1	2,203
Zone 2	2,820,535	2,867,423	-	2,867,423	(527)	2,866,896
Zone 3	1,521,870	1,547,169	-	1,547,169	-	1,547,169
Zone 4	7,411,577	9,183,563	-	9,183,563	106,313	9,289,876
Zone 5	5,386,195	5,705,062	-	5,705,062	118,192	5,823,254
Zone 6	1,577,892	1,635,997	-	1,635,997	1,870	1,637,867
Parks and Recreation						
Zone 1	1,603,704	1,945,022	-	1,945,022	3,232	1,948,254
Zone 2	436,547	753,466	-	753,466	48,931	802,397
Zone 3	827,483	1,129,874	-	1,129,874	-	1,129,874
Open Space						
Zone 1	964,961	1,150,801	-	1,150,801	2,909	1,153,710
Zone 2	417,433	766,462	700,000	-	26,665	26,665
Zone 3	376,935	784,806	500,000	284,806	-	284,806
	23,347,298	27,471,847	1,200,000	26,205,385	307,586	26,512,971

*Obligated Funds represent amounts allocated but not yet transferred to the projects.

City of Durham, North Carolina
Planned Debt Issuance as March 31, 2020

As part of the annual budget process, the City Council approved a number of projects in the 2020-2024 Capital Improvement Plan (CIP) and had previously approved other capital projects in the prior year's CIP. On February 11, 2020, the City closed on an Installment Purchase contract for \$21,000,000 to fund the rolling fleet acquisition plan. Additionally, the City anticipates putting an Installment Financing Contract (IFC) – Draw Program in place in FY21.

Reimbursement Resolutions

At the August 2nd, 2010, City Council meeting, Council adopted a resolution delegating authority to approve individual Reimbursement Resolutions to the Finance Director. This delegation of authority included the requirement to report to Council on a quarterly basis about declarations of intent to reimburse itself. Pursuant to this requirement, during the current quarter of FY2019-20, the Finance Director did not adopt a reimbursement resolution.

CITY OF DURHAM, NORTH CAROLINA

Donations
For the Quarter Ending March 2020

Water into trees	\$	636
Parks and Recreation		
D'Arduni, Emilli		10
Horton, Hooker		20
Webb, Jeanette		10
Reily, Kevin		10
Hargrove, Otha		25
		<hr/>
Total	\$	711
		<hr/> <hr/>

Capital Improvements Program - Projects Listing
March 31, 2020 Quarterly Report
FY 2020 -- Third Quarter

Exhibit 9

Culture & Recreation					
Projects	Financial Summary			Project Status	
Project Title	Authorized Budget	Expenditures/ Encumbrances	Available Balance	Latest Project Status Reports	Stoplight
Athletic Court Renovations-2019	\$3,167,187.00	\$2,837,323.00	\$329,864.00	(Apr/09/2020) Project Phase: Design Percent of Current Phase Complete: 90% Major Activities This Period: Construction at East End Park Tennis Courts is complete. Construction at Morreene Road Park Tennis Courts is complete, and also included access improvements to the adjacent playground and installation of public art. Pineywood Tennis Courts in the design phase. The project will likely bid in May 2020. Expected Date of Substantial Completion: (qtr/year) 2/2020	Green
Campus Hills Baseball Field Lighting Project	\$250,000.00	\$246,292.00	\$3,708.00	(Apr/09/2020) Project Phase: Construction/Installation Percent of Current Phase Complete: 65% Major Activities This Period: The lighting system and new electrical services has been installed for the Athletic field lights. DPR Training for the lighting operation system will be scheduled this quarter. The field renovation contractor(Ballard) has been issued a notice to proceed. Renovation upgrades of the field will be performed this spring that will include: improved drainage, added irrigation and new sod for the multipurpose field. Expected Date of Substantial Completion: (qtr/year) 4/2020	Green
CM Herndon Park Soccer Field/Parking Lot - 2019	\$1,739,091.00	\$150,561.00	\$1,588,530.00	(Apr/09/2020) Project Phase: Design Percent of Current Phase Complete: 95% Major Activities This Period:	Green

Capital Improvements Program - Projects Listing
March 31, 2020 Quarterly Report
FY 2020 -- Third Quarter

Exhibit 9

				<p>The Design phase has completed Site Plan submittal, Land disturbance and Construction Document permitting. The Construction Document cost estimate has initiated a value management evaluation and will advertise for bidding upon completion. Storm water requirements have increased project cost and revisions to the plans are required to reach budget compliance.</p> <p>Expected Date of Substantial Completion: (qtr/year) 4/2020</p>	
Crest Street Park Restroom Replacement	\$266,509.00	\$29,617.00	\$236,892.00	<p>(Apr/09/2020) Project Phase: Bid Percent of Current Phase Complete: 65% Major Activities This Period: The project will go out to bid April 2020. We will issue a contract May 2020. Expected Date of Substantial Completion: (qtr/year) 2/2020 Other Comments:</p>	Green
DPR Restroom Long Meadow Park	\$326,300.00	\$291,125.00	\$35,175.00	<p>(Apr/08/2020) Project Phase: Other Percent of Current Phase Complete: 99% Major Activities This Period: The project is substantially complete. Adjustments to drainage and dugouts are anticipated in the fall of 2020. Expected Date of Substantial Completion: (qtr/year) 4/2020</p>	Green
Hoover Road Athletic Park	\$10,155,660.00	\$941,806.00	\$9,213,854.00	<p>(Apr/09/2020) Project Phase: Bid Percent of Current Phase Complete: 70% Major Activities This Period: Construction Drawings and permitting documents are approved. The GMP process is inside bidding and the City Council review.</p>	Green

Capital Improvements Program - Projects Listing
March 31, 2020 Quarterly Report
FY 2020 -- Third Quarter

Exhibit 9

				<p>Upon approval, the bidding process will commence along with a 13-month Construction period to start in May 2020. Scope includes: a lit competition field, 3 multipurpose fields, a restroom building, warm up areas, access road and parking accommodations. Expected Date of Substantial Completion: (qtr/year) 4/2020</p>	
Lyon Park Restroom Project	\$879,194.00	\$659,919.00	\$219,275.00	<p>(Apr/09/2020) Project Phase: Bid Percent of Current Phase Complete: 99% Major Activities This Period: The project was advertised December 2019 and bids were received January 2020. Contract negotiation is complete. Upon contract approval, a notice to proceed will be issued. Expected Date of Substantial Completion: (qtr/year) 2/2020 Other Comments:</p>	Green
Public Art Fund	\$345,000.00	\$140,071.00	\$204,929.00	<p>(Apr/14/2020) Project Phase: Other Percent of Current Phase Complete: 0% Major Activities This Period: The artists, Stephen Hayes and David Wilson have finalized concepts for the public art for Black Wall Street Gardens which has been reviewed by the Public Art Committee; installation scheduled later this summer (COVID-19 delay). The Cultural & Public Art Program is in planning stage for Hoover Road public art project and the RFP is being readied for release. The Miracle League Ballpark is slated to begin construction and the planning has begun for the art to accompany this site. Expected Date of Substantial Completion: (qtr/year) 2/2021</p>	Green

Capital Improvements Program - Projects Listing
March 31, 2020 Quarterly Report
FY 2020 -- Third Quarter

Exhibit 9

R. Kelly Bryant Bridge Trail	\$5,469,031.00	\$624,340.00	\$4,844,691.00	(Apr/06/2020) Project Phase: Design Percent of Current Phase Complete: 23% Major Activities This Period: Land survey is underway along the trail route. The engineer has submitted a design change proposal for the updated trail alignment, and that is under review. The design amendment will need City Council approval. Expected Date of Substantial Completion: (qtr/year) 3/2023	Green
Red Maple Park Restroom Replacement	\$258,000.00	\$26,636.00	\$231,364.00	(Apr/09/2020) Project Phase: Bid Percent of Current Phase Complete: 65% Major Activities This Period: The project will go out to bid April 2020. We will issue a contract May 2020. Expected Date of Substantial Completion: (qtr/year) 2/2020	Green
Rock Quarry Park Upgrades	\$1,250,000.00	\$86,209.00	\$1,163,791.00	(Apr/08/2020) Project Phase: Other Percent of Current Phase Complete: 95% Major Activities This Period: Construction plans are scheduled to be complete and the project advertised for construction April 2020. Construction is anticipated to begin by August 2020 and be complete by January 2021. Expected Date of Substantial Completion: (qtr/year) 4/2020	Green
Third Fork Creek Trail - Phase II	\$4,462,670.00	\$620,161.00	\$3,842,509.00	(Apr/06/2020) Project Phase: Design Percent of Current Phase Complete: 23% Major Activities This Period: Land survey is underway along the trail route. The engineer has submitted a design change proposal for the updated trail alignment, and	Green

Capital Improvements Program - Projects Listing
March 31, 2020 Quarterly Report
FY 2020 -- Third Quarter

Exhibit 9

				that is under review. The design amendment will need City Council approval. Expected Date of Substantial Completion: (qtr/year) 3/2023	
Valley Springs Upgrades	\$802,894.00	\$573,166.00	\$229,728.00	(Apr/06/2020) Project Phase: Construction/Installation Percent of Current Phase Complete: 50% Major Activities This Period: The Construction Contract has been terminated and the project will be re-bid to a new contractor following approval of the new sanitary sewer line design. Expected Date of Substantial Completion: (qtr/year) 2/2021	Red Additional funds have been received to complete the work due to unforeseen site conditions. The required sewer line redesign resulted in construction delays.
Total for Culture & Recreation	\$29,371,536.00	\$7,227,226.00	\$22,144,310.00		
General Services					
Projects	Financial Summary			Project Status	
Project Title	Authorized Budget	Expenditures/Encumbrances	Available Balance	Latest Project Status Reports	Stoplight
City-Wide Security Upgrades	\$1,170,270.00	\$1,168,897.00	\$1,373.00	(Apr/09/2020) Project Phase: Completed Percent of Current Phase Complete: 100% Major Activities This Period: Brady Integrated Security completed all security upgrades. Expected Date of Substantial Completion: (qtr/year) 2/2020	Green
Durham Belt Line Trail	\$13,589,932.00	\$8,078,037.00	\$5,511,895.00	(Apr/08/2020) Project Phase: Other	Green

Capital Improvements Program - Projects Listing
March 31, 2020 Quarterly Report
FY 2020 -- Third Quarter

Exhibit 9

				<p>Percent of Current Phase Complete: 80%</p> <p>Major Activities This Period: A proposed scope and fee for engineering design is under review with NCDOT. The contract for design services is anticipated to be awarded in Spring of 2020. Equitable engagement planning continues as a multi-departmental effort.</p> <p>Expected Date of Substantial Completion: (qtr/year) 4/2020</p>	
Energy Management - City Hall HVAC 2019	\$6,339,656.00	\$1,876,896.00	\$4,462,760.00	<p>(Apr/06/2020)</p> <p>Project Phase: Bid</p> <p>Percent of Current Phase Complete: 90%</p> <p>Major Activities This Period: City Hall- Bidding of most subcontract divisions is complete, including several alternates such as UV lights for the Air Handling Units. These UV lights kill germs and viruses in the HVAC airstream. Contracting for the construction phase is being finalized. Energy savings lighting and HVAC controls are planned, along with replacement of major HVAC components located in the mechanical room.</p> <p>Expected Date of Substantial Completion: (qtr/year) 3/2020</p>	Green
General Fund Fleet Vehicles	\$7,182,521.00	\$2,929,968.00	\$4,252,553.00	<p>(Apr/01/2020)</p> <p>Project Phase: Other</p> <p>Percent of Current Phase Complete: 44%</p> <p>Expected Date of Substantial Completion: (qtr/year) 4/2020</p>	Green
PWOC Renovation	\$7,419,468.00	\$1,525,640.00	\$5,893,828.00	<p>(Apr/06/2020)</p> <p>Project Phase: Design</p> <p>Percent of Current Phase Complete: 50%</p> <p>Major Activities This Period: The Design Team is currently working to complete Design Development documents by April 15, 2020. Completion has been delayed</p>	Green

Capital Improvements Program - Projects Listing
March 31, 2020 Quarterly Report
FY 2020 -- Third Quarter

Exhibit 9

				due to COVID-19 restrictions, but reviews and approvals continue via video conference. A cost estimate is underway, and will be provided as part of the DD submittal. Approval is anticipated by May 15, 2020. The Design Team will move directly into Phase I Construction Documents with Balfour Beatty. Expected Date of Substantial Completion: (qtr/year) 4/2020	
Total for General Services	\$35,701,847.00	\$15,579,438.00	\$20,122,409.00		
Other Enterprise Funds					
Projects	Financial Summary			Project Status	
Project Title	Authorized Budget	Expenditures/ Encumbrances	Available Balance	Latest Project Status Reports	Stoplight
Blue Light Emergency Phone System	\$500,000.00	\$0.00	\$500,000.00	(Apr/17/2020) Project Phase: Other Percent of Current Phase Complete: 0% Expected Date of Substantial Completion: (qtr/year) unknown Other Comments: This CIP project has been delayed to future FY TBD.	Green
Parking Guidance/Wayfinding Project	\$1,000,000.00	\$0.00	\$1,000,000.00	(Apr/17/2020) Project Phase: Other Percent of Current Phase Complete: 0% Expected Date of Substantial Completion: (qtr/year) unknown Other Comments: This CIP Project has been delayed to FY21 or FY22.	Green
Transit Bus Stop Improvements Project	\$3,563,570.00	\$660,181.00	\$2,903,389.00	(Apr/13/2020) Project Phase: Construction/Installation Percent of Current Phase Complete: 65%	Green

Capital Improvements Program - Projects Listing
March 31, 2020 Quarterly Report
FY 2020 -- Third Quarter

Exhibit 9

				<p>Major Activities This Period: Construction is complete on 20 of 31 original locations. Of the remaining 11 locations, seven have been removed from this project due to route changes or other factors that made them no longer feasible for construction. The four remaining in-built locations all require additional right-of-way. GoTriangle is working with General Services on the needed right-of-way acquisitions.</p> <p>Expected Date of Substantial Completion: (qtr/year) unknown</p>	
Total for Other Enterprise Funds	\$5,063,570.00	\$660,181.00	\$4,403,389.00		
Participatory Budget					
Projects		Financial Summary		Project Status	
Project Title	Authorized Budget	Expenditures/ Encumbrances	Available Balance	Latest Project Status Reports	Stoplight
Accessible Ramps (Habitat for Humanity)- Ward 1	\$56,650.00	\$56,650.00	\$0.00	<p>(Apr/17/2020) Project Phase: Construction/Installation Percent of Current Phase Complete: 0% Major Activities This Period: Community Development Department has fully executed the contract with Habitat for Humanity of Durham. Due to the Covid19 and the City malware virus the program will have a slight delay in the installation and construction of handicap ramps in all three council wards. Once Habitat staff returns from furlough they expect to begin program implementation. Expected Date of Substantial Completion: (qtr/year) unknown</p>	Green

Capital Improvements Program - Projects Listing
March 31, 2020 Quarterly Report
FY 2020 -- Third Quarter

Exhibit 9

Accessible Ramps (Habitat for Humanity)- Ward 2	\$56,650.00	\$56,650.00	\$0.00	(Apr/17/2020) Project Phase: Construction/Installation Percent of Current Phase Complete: 0% Major Activities This Period: Community Development Department has fully executed the contract with Habitat for Humanity of Durham. Due to the Covid19 and the City malware virus the program will have a slight delay in the installation and construction of handicap ramps in all three council wards. Once Habitat staff returns from furlough they expect to begin program implementation. Expected Date of Substantial Completion: (qtr/year) unknown	Green
Accessible Ramps (Habitat for Humanity)- Ward 3	\$56,650.00	\$56,650.00	\$0.00	(Apr/17/2020) Project Phase: Construction/Installation Percent of Current Phase Complete: 0% Major Activities This Period: Community Development Department has fully executed the contract with Habitat for Humanity of Durham. Due to the Covid19 and the City malware virus the program will have a slight delay in the installation and construction of handicap ramps in all three council wards. Once Habitat staff returns from furlough they expect to begin program implementation. Expected Date of Substantial Completion: (qtr/year) unknown	Green
ADA Equipment for Drew-Granby Park	\$79,310.00	\$62.00	\$79,248.00	(Apr/14/2020) Project Phase: Other Percent of Current Phase Complete: 50% Major Activities This Period: Met with community in February to discuss plans for the park and select equipment. DPR has developed a final survey for equipment selection and will award the contact to the selected company for installation.	Green

Capital Improvements Program - Projects Listing
March 31, 2020 Quarterly Report
FY 2020 -- Third Quarter

Exhibit 9

				<p>Expected Date of Substantial Completion: (qtr/year) unknown Other Comments: PB delegates were initially difficult to reach and be responsive. They refused initial requests for translators. DPR assigned an outreach coordinator in addition to the planning team who could better engage and translate.</p>	
Belmont Park Improvements	\$124,630.00	\$93.00	\$124,537.00	<p>(Apr/14/2020) Project Phase: Other Percent of Current Phase Complete: 0% Major Activities This Period: DPR held a large community meeting in March and began to plan out the improvements to the park. The meeting had contentious elements who were concerned about offsite traffic issues. DPR engages transportation department to address these issues. The cyber-attack and COVID-19 outbreak slowed planning on this project. Expected Date of Substantial Completion: (qtr/year) unknown Other Comments: DPR has reached out to PB delegates for additional input on the community meeting, however they have been non-responsive. DPR will continue to try and engage.</p>	<p>Green Held community meeting to gather input on PB delegates proposal. Working with delegates to put together a bid package to hire designer.</p>
Bus Shelters on Fayetteville Street	\$0.00	\$0.00	\$0.00	<p>(Apr/13/2020) Project Phase: Construction/Installation Percent of Current Phase Complete: 0% Major Activities This Period: Project Phase: Design Percent of Current Phase Complete: 95% Major Activities This Period: The bus stop pads have been designed by Kimley-Horn and were provided to the roadway widening contractor in early January. The shelters will be installed by a GoDurham</p>	<p>Green</p>

Capital Improvements Program - Projects Listing
March 31, 2020 Quarterly Report
FY 2020 -- Third Quarter

Exhibit 9

				contractor once the roadway widening is complete. Expected Date of Current Phase Completion: (qtr/year) 1/2020 Other Comments: Expected Date of Substantial Completion: (qtr/year) 4/2020	
Bus Shelters w/ reclaimed art & solar panels	\$395,757.00	\$34,900.00	\$360,857.00	(Apr/08/2020) Project Phase: Other Percent of Current Phase Complete: 90% Major Activities This Period: Project Phase: Planning Percent of Current Phase Complete: 90% Major Activities This Period: The locations have been identified and given to design engineering consultant Horvath to prepare site plans. BMS & GSD staff coordinated project scope & timeline with GoTriangle and DOT. DOT indicated there may be a delay in the review time for encroachment permits in response to staff reduction due to COVID-19. City staff are scheduled to advertise for proposals in April. Expected Date of Current Phase Completion: (qtr/year) 4/2020 Other Comments: Expected Date of Substantial Completion: (qtr/year) unknown	Green
DHA Lighting & Security Cameras (Ward 2)	\$57,783.00	\$57,783.00	\$0.00	(Apr/09/2020) Project Phase: Design Percent of Current Phase Complete: 50% Major Activities This Period: Contract (interlocal local agreement) was signed January 2020. Scope of Work and Bid Documents are being drafted for LED lighting upgrades. Contract is being drafted for security camera upgrades. Expected Date of Substantial Completion: (qtr/year) 2/2020	Green

Capital Improvements Program - Projects Listing
March 31, 2020 Quarterly Report
FY 2020 -- Third Quarter

Exhibit 9

DHA Lighting & Security Cameras (Ward 3)	\$113,300.00	\$113,300.00	\$0.00	(Apr/14/2020) Project Phase: Design Percent of Current Phase Complete: 50% Major Activities This Period: Contract (inter-local agreement) was signed January 2020. Scope of Work and Bid Documents are being drafted for LED lighting upgrades. Contract is being drafted for security camera upgrades. Expected Date of Substantial Completion: (qtr/year) 2/2020	Green
El Futuro	\$96,168.00	\$0.00	\$96,168.00	(Apr/09/2020) Project Phase: Planning Percent of Current Phase Complete: 80% Major Activities This Period: A non-City agency grant contract and exhibits were executed by El Futuro and the agenda item was entered into OnBase for a May 4th City Council Approval. Expected Date of Substantial Completion: (qtr/year) 4/2020	Green
Historic Monuments (Fayetteville Street)	\$89,702.00	\$0.00	\$89,702.00	(Apr/08/2020) Project Phase: Other Percent of Current Phase Complete: 25% Major Activities This Period: The external project stakeholders, GSD, and BMS staff met in March to discuss PB project. Project stakeholders shared with city staff that they would like to install stone monuments along the Hayti Historic District corridor to serve as a gateway to the Fayetteville corridor. In addition, the installation of vertical banners on the exterior of the Hayti Heritage Center. Lastly, they support the design and placement of historical markers for eight historic neighborhoods were discussed. PB staff followed up with Hayti Center reps regarding	Green

Capital Improvements Program - Projects Listing
March 31, 2020 Quarterly Report
FY 2020 -- Third Quarter

Exhibit 9

				<p>procurement specifications for banner design, printing and other project stakeholders for the specific locations for the installation and monument/signage. Next steps: - The GSD will present to the PB Steering Committee in May to discuss the updated project scope. - In-person community engagement has been put on hold in response to COVID-19. PB staff & external stakeholders will meet via Zoom on 4/14 to discuss online engagement options and how to move the project forward given the current stay-at-home order. This is projected to be a two year project.</p> <p>Expected Date of Substantial Completion: (qtr/year) unknown</p>	
LGBTQ Youth Center	\$113,300.00	\$0.00	\$113,300.00	<p>(Apr/09/2020) Project Phase: Planning Percent of Current Phase Complete: 50% Major Activities This Period: The PB Committee will meet to make a recommendation for moving forward with a Non City Agency Grant Contract for services with the LGBTQ Center. Expected Date of Substantial Completion: (qtr/year) 1/2021</p>	Green
Participatory Budgeting Projects	\$588,647.00	\$0.00	\$588,647.00	<p>(Apr/01/2020) Project Phase: Other Percent of Current Phase Complete: 40% Major Activities This Period: This is the major project that supports funding of the FY20 awarded PB Projects. As new projects are set up this individual project will be reduced. Individual project status' can be found by project title and/or ward assignment. Expected Date of Substantial Completion: (qtr/year) 4/2020</p>	Green Master Project for all FY20 funded projects.

Capital Improvements Program - Projects Listing
March 31, 2020 Quarterly Report
FY 2020 -- Third Quarter

Exhibit 9

STEM & Entrepreneurship Program	\$99,121.00	\$99,121.00	\$0.00	<p>(Apr/13/2020) Project Phase: Planning Percent of Current Phase Complete: 95% Major Activities This Period: 8/16/19: Technology Solutions and PB staff met with the Executive Director of eMerging Entrepreneurs, on 8/14/19 to discuss project budget and scope. As part of the agreement, eMerging Entrepreneurs will partner with three nonprofit organizations (Emily K Center, and Partners for Youth Opportunity) to host STEM and Entrepreneurship classes. All locations are in Ward 1 and the goal is to recruit kids from underserved neighborhoods. The first draft of the grant agreement was reviewed by the City Attorney's Office and feedback was provided to staff. City Council approved the grant agreement during the December 19th City Council Meeting and funds are scheduled to be disbursed 1/20. This is projected to be a two-year project. 4/13/20 The grant agreement for the Emerging Entrepreneur has been submitted into OnBase for signatures. However, due to COVID-19 allocation of PB funding has been put on hold until the pandemic has subsided. PB funds would be used to purchase STEM equipment to provide after school programming for underserved kids in Ward 1. Because DPS classes and after school programming have been suspended, the allocation of funds has been put on hold. Expected Date of Substantial Completion: (qtr/year) 3/2020</p>	Yellow
Street Trees	\$67,980.00	\$67,917.00	\$63.00	<p>(Apr/14/2020) Project Phase: Completed Percent of Current Phase Complete: 100% Major Activities This Period: Urban Forestry Division planted a total of 1449</p>	Green

Capital Improvements Program - Projects Listing
March 31, 2020 Quarterly Report
FY 2020 -- Third Quarter

Exhibit 9

				<p>trees this year which was funded from a number of sources. Participatory Budgeting paid for 693 trees and the tree diapers (watering devices), expending all available funding. Expected Date of Substantial Completion: (qtr/year) 1/2020</p>	
<p>Technology for Durham Public Schools- Ward 1</p>	\$134,784.00	\$134,784.00	\$0.00	<p>(Apr/13/2020) Project Phase: Construction/Installation Percent of Current Phase Complete: 50% Major Activities This Period: Major Activities This Period: Created a contract and submitted it as an Agenda Item for City Councils review to propose that it be approved and the City Manager be authorized to execute the contract. Based upon the DPS' replacement list, Ward 1 schools would be receiving 54 replacement projectors: Northern High School= 11 projectors Lucas Middle School= 10 projectors Carrington Middle School= 11 projectors Brogden Middle School= 11 projectors Neal Middle School= 11 Expected Date of Substantial Completion: (qtr/year) 4/2020 Other Comments: Other Comments: We are currently waiting on DPS to sign off on the contract or send over a request for the City Manager First signature.</p>	Green
<p>Technology for Durham Public Schools- Ward 2</p>	\$134,784.00	\$134,784.00	\$0.00	<p>(Apr/13/2020) Project Phase: Construction/Installation Percent of Current Phase Complete: 50% Major Activities This Period: Major Activities This Period: Created a contract and submitted it as an Agenda Item for City Councils review to propose that it be approved and the City Manager be authorized to execute the contract. Based upon the DPS' replacement list, Ward 2 schools would be</p>	Green

Capital Improvements Program - Projects Listing
March 31, 2020 Quarterly Report
FY 2020 -- Third Quarter

Exhibit 9

				<p>receiving 54 replacement projectors: Hillside High School= 15 Southern High School= 13 projectors Lowes Grove Magnet Middle School= 13 projectors Shepard Middle School= 13 projectors</p> <p>Expected Date of Substantial Completion: (qtr/year) 4/2020</p> <p>Other Comments: Other Comments: We are currently waiting on DPS to sign off on the contract or send over a request for the City Manager First signature.</p>	
Technology for Durham Public Schools- Ward 3	\$134,784.00	\$134,784.00	\$0.00	<p>(Apr/13/2020)</p> <p>Project Phase: Construction/Installation</p> <p>Percent of Current Phase Complete: 50%</p> <p>Major Activities This Period: Major Activities This Period: City Council approved the contract and provided the City Manager the authorization to execute the contract. contract. Based upon the DPS' replacement list, Ward 3 schools would be receiving 54 replacement projectors: Jordan High School= 14 projectors Githens Middle School= 13 projectors Lakewood Montessori Middle School= 14 projectors Rogers-Herr Middle School= 13 projectors</p> <p>Expected Date of Substantial Completion: (qtr/year) 4/2020</p> <p>Other Comments: Other Comments: We are currently waiting on DPS to sign off on the contract or send over a request for the City Manager First signature.</p>	Green
The Life Center of Durham	\$0.00	\$0.00	\$0.00	<p>(Apr/13/2020)</p> <p>Project Phase: Planning</p> <p>Percent of Current Phase Complete: 100%</p> <p>Major Activities This Period: 8/16/19: Technology Solution and PB staff met with the Executive Director of the Life Center of</p>	Yellow

Capital Improvements Program - Projects Listing
March 31, 2020 Quarterly Report
FY 2020 -- Third Quarter

Exhibit 9

				<p>Durham to discuss project budget and scope. The Life Center will be providing STEM programming at Yates Baptist Church. A grant agreement is currently being drafted and will be shared with the City Attorney's Office. This agreement is in the process of being finalized 1/20 and submitted in the agenda cycle for March. PB staff is currently working with Risk in determining the insurance for STEM equipment. This is projected to be a two-year project. 4/13/20 The grant agreement for the LIFE Center of Durham have been drafted and will be submitted into OnBase once COVID-19 pandemic has subsided. PB funds would be used to purchase STEM equipment to provide after school programming for underserved kids in Ward 3. Because DPS classes and after school programming have been suspended, the submission of the grant agreement into OnBase has been postponed.</p> <p>Expected Date of Substantial Completion: (qtr/year) 4/2020</p>	
Total for Participatory Budget	\$2,400,000.00	\$947,478.00	\$1,452,522.00		
Public Protection					
Projects	Financial Summary			Project Status	
Project Title	Authorized Budget	Expenditures/ Encumbrances	Available Balance	Latest Project Status Reports	Stoplight
DPD Firing Range Restroom Facility	\$258,581.00	\$0.00	\$258,581.00	<p>(Apr/06/2020) Project Phase: Design Percent of Current Phase Complete: 98% Major Activities This Period: OSHA determined that an emergency shower is not required for the site, but the Police Department wants to confirm whether the</p>	Yellow

Capital Improvements Program - Projects Listing
March 31, 2020 Quarterly Report
FY 2020 -- Third Quarter

Exhibit 9

				shower is needed internally before proceeding further. Project to be advertised for bid once the scope is clarified and addressed in the bid documents. Expected Date of Substantial Completion: (qtr/year) 4/2020	
Fire Station #18	\$6,700,770.00	\$1,422,922.00	\$5,277,848.00	(Apr/06/2020) Project Phase: Design Percent of Current Phase Complete: 30% Major Activities This Period: The Design Team is working to complete Schematic Design Documents in May 2020. Due to restrictions related to COVID-19, the design work is delayed while both DFD and County EMS review and comment. A cost estimate will be part of the SD package for review and approval prior to moving to Design Development. Expected Date of Substantial Completion: (qtr/year) 1/2021	Green
Police HQ Replacement & Annex	\$67,876,828.00	\$67,442,644.00	\$434,184.00	(Apr/15/2020) Project Phase: Completed Percent of Current Phase Complete: 99% Major Activities This Period: 1. Construction Contract is essentially closed out. Reconciliation of contract expected by May. 2. Project Manager is tracking various post construction items and expects resolution by June 2020. 3. General Services is preparing asset management plan with assistance from the CMAR. Expected Date of Substantial Completion: (qtr/year) 4/2020	Green
Total for Public Protection	\$74,836,179.00	\$68,865,566.00	\$5,970,593.00		

Capital Improvements Program - Projects Listing
March 31, 2020 Quarterly Report
FY 2020 -- Third Quarter

Exhibit 9

Solid Waste					
Projects	Financial Summary			Project Status	
Project Title	Authorized Budget	Expenditures/ Encumbrances	Available Balance	Latest Project Status Reports	Stoplight
Solid Waste Customer Convenience Ctr. Improvements	\$204,883.00	\$58,494.00	\$146,389.00	(Apr/06/2020) Project Phase: Design Percent of Current Phase Complete: 76% Major Activities This Period: The site plan submittal is under review, and technical requirements for the project are being confirmed. Expected Date of Substantial Completion: (qtr/year) 2/2021	Green
Solid Waste Fleet Vehicles	\$4,024,020.00	\$4,023,734.00	\$286.00	(Apr/01/2020) Project Phase: Other Percent of Current Phase Complete: 100% Expected Date of Substantial Completion: (qtr/year) 4/2020	Green
Total for Solid Waste	\$4,228,903.00	\$4,082,228.00	\$146,675.00		
Stormwater					
Projects	Financial Summary			Project Status	
Project Title	Authorized Budget	Expenditures/ Encumbrances	Available Balance	Latest Project Status Reports	Stoplight
Algae Turf Scrubber Project	\$500,000.00	\$0.00	\$500,000.00	(Apr/06/2020) Project Phase: Other Percent of Current Phase Complete: 58% Major Activities This Period: Professional Services Contract 15747 - Algal Floway Site Selection & Preliminary Design Project. Project Manager: Jonathan Baker. This contract involves the selection of a permanent site and the preliminary design for future construction of an algal floway facility. Work	Green

Capital Improvements Program - Projects Listing
March 31, 2020 Quarterly Report
FY 2020 -- Third Quarter

Exhibit 9

				<p>resumed under the amended contract in January, 2020. City staff compiled water quality and stream flow data which were reviewed by the contractor and used for the site selection process. The contractor used GIS data to initiate a desktop search and create GIS layouts for potential sites in Granville County and Wake County. The contractor also researched property owner information and initiated contact with property owners of the potential sites. Due to the COVID-19 pandemic and the City's Stay-at-Home Order, site visits will not be conducted from March 26 through April 30. The site selection task for this contract is behind schedule and may be delayed further depending on any extension of the City's Stay-at-Home Order.</p> <p>Expected Date of Substantial Completion: (qtr/year) 1/2021</p>	
Drainage Repair of City Owned Properties	\$4,589,764.00	\$2,989,174.00	\$1,600,590.00	<p>(Apr/13/2020) Project Phase: Other Percent of Current Phase Complete: 50% Major Activities This Period: Professional Services Contract SD-2017-02 Stormwater Infrastructure Inventory and Assessment for Parks, Trails, and Cemeteries – Project Manager – Dana Hornkohl – This professional services contract seeks to generate an inventory and assessment for stormwater infrastructure within all City parks, trails, and cemeteries. Field work was completed in April 2018. Desktop and field work related to proposed Stormwater Control Measures is complete. Wet weather delayed work on video inspection of identified problem areas, surveying of identified drainage structures, and inspection of one dam facility. These efforts are complete as of June 2019. A</p>	Green

Capital Improvements Program - Projects Listing
March 31, 2020 Quarterly Report
FY 2020 -- Third Quarter

Exhibit 9

				<p>draft report was submitted to the City for review in August 2018. The final report and overall project is anticipated to be completed by May 2020. (70% complete) Construction Contract SD-2018-03 Trenchless Pipe Repairs – Project Manager – Dana Hornkohl – This construction project utilizes cured-in-place pipe (CIPP) to repair compromised storm drainage pipe without excavation. A total of eight sites will be addressed; three sites located on City owned property have been completed. It is anticipated that two additional sites will be addressed. Work was delayed by the City’s response to the COVID19 pandemic and is anticipated to be completed by June 2020. (60% complete) Construction Contract SD-2018-09 Drainage Structure Access and Stabilization – Project Manager – Dana Hornkohl – This construction project will modify existing drainage structures to provide access and stabilize existing drainage structures that are compromised. A total of twenty-one sites will be addressed; thirteen sites are located on City owned property; twelve sites have been completed and one remains. Contract work began in September 2018. Work was delayed by the City’s response to the COVID19 pandemic and is anticipated to be completed by June 2020. (90% complete) Services Contracts SD-2019-06 & SD-2019-07 Municipal Separate Storm Sewer System (MS4) Inspections - Project Manager – Greg Smith – These contracts involve the video inspection and evaluation of portions of the City’s storm sewer system for condition, verification, and illicit discharge detection. Notices to Proceed were issued in October 2019. The contracts are planned to remain active for two years, ending in October 2021.</p>	
--	--	--	--	---	--

Capital Improvements Program - Projects Listing
March 31, 2020 Quarterly Report
FY 2020 -- Third Quarter

Exhibit 9

				<p>Twelve sites have been identified at this time (one located on City owned property) and work began in January 2020. (5% complete) Construction Contract SD-2020-02 Stormwater Infrastructure Repairs – Project Manager – Dana Hornkohl – This construction project will repair one existing Stormwater Control Measure (SCM) and construct a new SCM on City owned property. A Notice to Proceed was issued on February 17, 2020. Construction began on the SCM repair but has been delayed by the City’s response to the COVID19 pandemic and is anticipated to be completed by June 2020. Work should begin on the new SCM in July 2020. (25% complete) Expected Date of Substantial Completion: (qtr/year) 3/2021 Other Comments: None.</p>	
Floodplain Management	\$2,688,434.00	\$449,269.00	\$2,239,165.00	<p>(Apr/13/2020) Project Phase: Other Percent of Current Phase Complete: 50% Major Activities This Period: Unified Hazard Mitigation Assistance Grant Program – Project Managers – Dana Hornkohl and Graham Summerson – The City applies to the Unified Hazard Mitigation Assistance Grant Program (HMGP) administered by the State on a routine basis and when the State presents non-routine grant opportunities (post disaster declarations, etc.). Eligible properties may receive grants for property acquisition and conversion to open space or elevation of structures above the base flood elevation. The Federal Government typically contributes 75% of the cost of the effort and the State contributes the remaining 25% of the cost. The City has entered into two grant agreements for the</p>	Green

Capital Improvements Program - Projects Listing
March 31, 2020 Quarterly Report
FY 2020 -- Third Quarter

Exhibit 9

				<p>elevation of one property (HMGP 4167-0009-R, 05/01/2017) and the acquisition of five properties (HMGP 4167-0014-R, 01/10/2018). The City entered into a contract for project management services to manage all HMGP projects and issued a Notice to Proceed in July 2018. Primary work on the elevation and acquisitions began in November 2018. Property owner interviews were held in December 2018. Procurement for structural engineering, surveying, appraisal, legal, and asbestos inspection services concluded in June 2019 and all contracts have been executed. Notices to Proceed for all acquisition services was issued in November 2019 once the grant agreement was renewed. At this time the City is awaiting execution of grant agreement extensions on both projects in order to complete work. The City applied for HMGP grants in March 2019 for nine properties that suffered flooding damage resulting from the remnants of Hurricane Florence in September 2018. This application is still under review by the State. (40% complete)</p> <p>Professional Services Contract SD-2017-01 On-Call Stormwater Professional Services – Project Manager – Dana Hornkohl – This professional services program provides on-call design and related work for stormwater infrastructure and stormwater quality projects. This program was anticipated to last for three years (May 2017 to April 2020). At this time one Supplemental Services Agreement (SSA) has been executed for floodplain management, engaging a consultant to assist the Development Services Center (DSC) with reviewing a backlog of floodplain development applications. Twenty-five floodplain development reviews have been reviewed as part of this SSA as of April 2020.</p>	
--	--	--	--	---	--

Capital Improvements Program - Projects Listing
March 31, 2020 Quarterly Report
FY 2020 -- Third Quarter

Exhibit 9

				<p>No new SSAs will be issued after April 2020. The existing SSA will be complete in July 2020. (60% complete) Expected Date of Substantial Completion: (qtr/year) 2/2021 Other Comments: None.</p>	
Private Property Drainage Projects	\$5,012,670.00	\$1,447,566.00	\$3,565,104.00	<p>(Apr/13/2020) Project Phase: Other Percent of Current Phase Complete: 65% Major Activities This Period: Construction Contract SD-2018-09 Drainage Structure Access and Stabilization – Project Manager – Dana Hornkohl – This construction project will modify existing drainage structures to provide access and stabilize existing drainage structures that are compromised. A total of twenty-one sites will be addressed; two sites are located on private property; both sites have been completed. Contract work began in September 2018. Work was delayed by the City's response to the COVID19 pandemic and is anticipated to be completed by June 2020. (90% complete) Professional Services Contracts SD-2018-06, SD-2018-07, and SD-2018-08 Private Drainage Assistance Projects – Project Manager –Greg Smith – These are three professional services contracts for the design, permitting and developing of construction documents for sixteen identified Private Drainage Assistance Program (PDAP) projects. Work began in June 2018. Construction drawings and permitting are complete and easement/right-of-way acquisition has begun for SD-2018-06 and SD-2018-07. Projects included in these two design contracts will be ready for construction advertisement later in fiscal year 2020. Projects included in</p>	Green

Capital Improvements Program - Projects Listing
March 31, 2020 Quarterly Report
FY 2020 -- Third Quarter

Exhibit 9

				<p>SD-2018-08 are currently under design after a delay in order to address emergency work. (70% complete) Construction Contract SD-2019-02 Stormwater Infrastructure Repairs – Project Manager – Dana Hornkohl – This construction project includes repairs of stormwater drainage infrastructure systems at seven project site locations throughout the City of Durham. One site on private property has been completed. Contract work is scheduled to be completed in June 2020. (100% complete) Services Contracts SD-2019-06 & SD-2019-07 Municipal Separate Storm Sewer System (MS4) Inspections - Project Manager – Greg Smith – These contracts involve the video inspection and evaluation of portions of the City's storm sewer system for condition, verification, and illicit discharge detection. Notices to Proceed were issued in October 2019. The contracts are planned to remain active for two years, ending in October 2021. Twelve sites have been identified at this time (three located on private property) and work began in January 2020. (5% complete) Construction Contract SD-2019-09 Stormwater Infrastructure Repairs – Project Manager – Greg Smith – This construction project will perform repairs of stormwater drainage infrastructure systems at seven project site locations throughout the City of Durham. Four sites are located on private property have been completed. Contract work will continue through June 2020. (60% complete)</p> <p>Expected Date of Substantial Completion: (qtr/year) 2/2022</p> <p>Other Comments: None.</p>	
--	--	--	--	---	--

Capital Improvements Program - Projects Listing
March 31, 2020 Quarterly Report
FY 2020 -- Third Quarter

Exhibit 9

<p>South Ellerbe Stormwater Restoration Project</p>	<p align="center">\$2,600,000.00</p>	<p align="center">\$15,732.00</p>	<p align="center">\$2,584,268.00</p>	<p>(Apr/02/2020) Project Phase: Other Percent of Current Phase Complete: 59% Major Activities This Period: The design team addressed comments and resubmitted the soil removal (phase 2) site plan and floodplain development to the Durham City-County Planning Department. Project team is coordinating the removal of communications facilities from service poles on the site in preparation for the soil removal phase. Preparations for the Wetland (Phase 3) site plan submittal have started. Project staff partnered with a local Audubon Society to conduct a winter bird count at the project site in January. Expected Date of Substantial Completion: (qtr/year) 3/2022 Other Comments: Staff expanded Spanish-language engagement efforts by distributing approximately 80 bilingual (English/Spanish) postcards were distributed to residents in nearby apartments informing them about the project.</p>	<p align="center">Green</p>
<p>Stormwater Fleet Vehicles</p>	<p align="center">\$574,000.00</p>	<p align="center">\$459,384.00</p>	<p align="center">\$114,616.00</p>	<p>(Apr/01/2020) Project Phase: Other Percent of Current Phase Complete: 80% Expected Date of Substantial Completion: (qtr/year) 4/2020</p>	<p align="center">Green</p>
<p>Stormwater Infrastructure & BMP Improvements</p>	<p align="center">\$13,415,700.00</p>	<p align="center">\$13,324,302.00</p>	<p align="center">\$91,398.00</p>	<p>(Apr/13/2020) Project Phase: Other Percent of Current Phase Complete: 55% Major Activities This Period: Professional Services Contract SD-2017-01 On-Call Stormwater Professional Services – Project Manager – Dana Hornkohl – This professional services program provides on-call</p>	<p align="center">Green</p>

Capital Improvements Program - Projects Listing
March 31, 2020 Quarterly Report
FY 2020 -- Third Quarter

Exhibit 9

				<p>design and related work for stormwater infrastructure and stormwater quality projects. This program was anticipated to last for three years (May 2017 to April 2020). At this time three Supplemental Services Agreements (SSAs) have been executed for design work within the right-of-way: a pilot pervious paving street project for Bradford Circle, a culvert replacement project for Buckingham Road, and a culvert rehabilitation project for South Roxboro Street. Design, construction documents, and permitting are complete for Bradford Circle and Buckingham Road. Right-of-way and temporary construction easement acquisition is underway for these two projects. A construction contract for the Buckingham Road project was advertised in December 2019. The Bradford Circle project will be advertised for construction once acquisitions are nearing completion. Construction drawings are underway for the South Roxboro Street project. No new SSAs will be issued after April 2020. Existing SSAs for right-of-way projects will be completed by December 2020. (60% complete) Professional Services Contract SD-2018-01 & SD-2018-02 Odyssey Drive and Alpine Road Culvert Replacements - Project Managers – Dana Hornkohl and Greg Smith – These are professional services contracts for the design, permitting and developing of construction documents for the replacements to two existing stormwater culverts along Odyssey Drive and Alpine Road. Construction documents and permitting are complete for both projects. Easements and right-of-way are being acquired. The Alpine Road construction project was advertised in December 2019. The Odyssey Drive project will be advertised later in this fiscal</p>	
--	--	--	--	--	--

Capital Improvements Program - Projects Listing
March 31, 2020 Quarterly Report
FY 2020 -- Third Quarter

Exhibit 9

				<p>year. (90% complete) Construction Contract SD-2018-03 Trenchless Pipe Repairs – Project Manager – Dana Hornkohl – This construction project utilizes cured-in-place pipe (CIPP) to repair compromised storm drainage pipe without excavation. A total of eight sites will be addressed; two sites located in City maintained rights-of-way have been completed. It is anticipated one additional site will be addressed. Work was delayed by the City's response to the COVID19 pandemic and is anticipated to be completed by June 2020.</p> <p>(60% complete) Construction Contract SD-2018-09 Drainage Structure Access and Stabilization – Project Manager – Dana Hornkohl – This construction project will modify existing drainage structures to provide access and stabilize existing drainage structures that are compromised. A total of twenty-one sites will be addressed; six sites are located in City maintained rights-of-way. Five of these sites have been completed. Contract work began in September 2018. Work was delayed by the City's response to the COVID19 pandemic and is anticipated to be completed by June 2020.</p> <p>(90% complete) Construction Contract SD-2019-01 Stormwater Infrastructure Repairs – Project Manager – Greg Smith – This construction project will primarily address culvert scour issues at eleven project sites throughout the City of Durham within City maintained rights-of-way. Work began in October 2019 and eight sites have been completed. Work was delayed by the City's response to the COVID19 pandemic and is anticipated to be completed by June 2020.</p> <p>(70% complete) Construction Contract SD-2019-02 Stormwater Infrastructure Repairs –</p>	
--	--	--	--	---	--

Capital Improvements Program - Projects Listing
March 31, 2020 Quarterly Report
FY 2020 -- Third Quarter

Exhibit 9

				<p>Project Manager – Dana Hornkohl – This construction project includes repairs of stormwater drainage infrastructure systems at seven project site locations throughout the City of Durham. Six sites are within City maintained rights-of-way and have been completed. Contract work is scheduled to be completed in June 2020. (100% complete) Services Contracts SD-2019-06 & SD-2019-07 Municipal Separate Storm Sewer System (MS4) Inspections - Project Manager – Greg Smith – These contracts involve the video inspection and evaluation of portions of the City's storm sewer system for condition, verification, and illicit discharge detection. Notices to Proceed were issued in October 2019. The contracts are planned to remain active for two years, ending in October 2021. Twelve sites have been identified at this time (eight within City maintained right-of-way) and work began in January 2020. (5% complete) Construction Contract SD-2019-09 Stormwater Infrastructure Repairs – Project Manager – Greg Smith – This construction project will perform repairs of stormwater drainage infrastructure systems at seven project site locations throughout the City of Durham. Three sites are located within City maintained rights-of-way. Contract work will continue through June 2020. (60% complete) Lodge Street Regional Stormwater Improvements SD-2019-10 - Project Manager – Greg Smith – This is a professional services contract for the design, permitting and developing of construction documents for the rerouting and replacement of sections of the storm drainage system near the intersection of Lodge Street and Scout Drive. A Notice to Proceed was issued in March 2019.</p>	
--	--	--	--	--	--

Capital Improvements Program - Projects Listing
March 31, 2020 Quarterly Report
FY 2020 -- Third Quarter

Exhibit 9

				<p>Construction documents and permitting are complete. Easement and right-of-way acquisition began in November 2019. This design contract should be complete later in May 2020. (90% complete) Buckingham Road Culvert Replacement (SD-2020-03) – Project Manager – Antwon Williams – This construction project will replace the roadway culvert where Buckingham Road and Third Fork Creek Tributary C meet. The contract was advertised in December 2019 with a bid opening in January 2020. A Notice to Proceed is anticipated in April 2020. Construction is expected to take six months. (5% complete) Alpine Road Culvert Replacement (SD-2020-04) – Project Manager – Greg Smith – This construction project will replace the roadway culvert where Alpine Road and Third Fork Creek Tributary C meet. The contract was advertised in December 2019 with a bid opening in January 2020. A Notice to Proceed is anticipated in April 2020. Construction is expected to take six months. (5% complete)</p> <p>Expected Date of Substantial Completion: (qtr/year) 2/2022</p> <p>Other Comments: None.</p>	
Stormwater Retrofitting	\$6,173,000.00	\$5,279,777.00	\$893,223.00	<p>(Apr/02/2020)</p> <p>Project Phase: Other</p> <p>Percent of Current Phase Complete: 48%</p> <p>Major Activities This Period: 16301 – 2019 Agreement between Durham Soil and Water Conservation District and the City for installation of stormwater control measures - 12% complete – SWCD staff conducted two outreach workshops to generate interest from residents in new projects. They conducted spot checks and maintenance follow-</p>	Green

Capital Improvements Program - Projects Listing
March 31, 2020 Quarterly Report
FY 2020 -- Third Quarter

Exhibit 9

				<p>up on projects completed under first contract. 15380 - Pearl Mill Bioretention Project 58% complete - The contractor resolved the catch basin retrofit issue and was able to resume construction in January 2020. The contractor has completed the bioretention cell grading, inlet pipe construction, underdrain installation, and soil media placement.</p> <p>Expected Date of Substantial Completion: (qtr/year) 2/2021</p>	
Watershed Planning & Implementation	\$9,994,774.00	\$8,029,826.00	\$1,964,948.00	<p>(Apr/02/2020)</p> <p>Project Phase: Other</p> <p>Percent of Current Phase Complete: 54%</p> <p>Major Activities This Period:</p> <p>13503 – Eno River Watershed Improvement Plan - 100% complete.SP-2019-01 – New Hope Creek & Little Creek Watershed Improvement Plan -15% complete - Field work was completed for both the Stormwater Control Measures and Stream Surveys. Consultant provided the preliminary watershed assessment report and work on modeling analysis has begun. An Equitable Community Engagement Plan was finalized to help characterize residents within the project area and inform public outreach efforts. Construction administration for DATA pond repairs and Fay Street bioretention is underway. Work has begun for several subtasks including, Bank Pin Erosion Monitoring, Root Dendrogeomorphology, Microbial Source Tracking, and Biological Impairment Analysis.</p> <p>Expected Date of Substantial Completion: (qtr/year) 2/2021</p>	Green
Total for Stormwater	\$45,548,342.00	\$31,995,030.00	\$13,553,312.00		

Capital Improvements Program - Projects Listing
March 31, 2020 Quarterly Report
FY 2020 -- Third Quarter

Exhibit 9

Technology					
Projects	Financial Summary			Project Status	
Project Title	Authorized Budget	Expenditures/ Encumbrances	Available Balance	Latest Project Status Reports	Stoplight
City/Duke Fiber Optic Network Project	\$6,112,690.00	\$6,078,474.00	\$34,216.00	<p>(Apr/14/2020)</p> <p>Project Phase: Construction/Installation Percent of Current Phase Complete: 65% Major Activities This Period: Network Equipment Update: All network devices were purchased within the month of December 2018 to avoid tariffs. All of the equipment has been delivered and inventoried. The equipment is stored in a secure room in the Police headquarters within the DECC department. Permitting Update: For 80 sites in the project, 90% complete on all permits and 65% complete on site visits. Construction Update: Construction has been authorized for the TA Grady spur. Duke University will provide internet connectivity to TA Grady until the site can be migrated to the City's service. Construction has also been authorized for the City Hall and Police Department Headquarter sites which will form part of the backbone for the City's fiber network. A vendor has been selected for the fiber testing, installation of network equipment, and configuration. Planning with the vendor starts in early 2020. Current phase of the project is dependent on the Duke construction process. The City is on track to meet their commitments to Duke per the agreement. Expected Date of Substantial Completion: (qtr/year) 2/2021</p>	Green

Capital Improvements Program - Projects Listing
March 31, 2020 Quarterly Report
FY 2020 -- Third Quarter

Exhibit 9

IT Governance Projects	\$65,519.00	\$42,005.00	\$23,514.00	(Mar/31/2020) Project Phase: Other Percent of Current Phase Complete: 0% Major Activities This Period: Status of FY18 approved and funded projects as of March 31, 2020: -12 projects have been completed or closed -2 projects will complete in FY20 Status of FY19 approved and funded projects as of March 31, 2020: -1 project completed in FY19 -1 project is scheduled to complete in FY20 Status of FY20 approved and funded projects as of March 31, 2020: -2 project completed in FY20 -6 projects are scheduled to complete in FY20 -2 projects are scheduled to complete in FY21 Expected Date of Substantial Completion: (qtr/year) unknown Other Comments: Details can be found on the Project Management Office site link on the IT Governance page on CODI.	Green
Total for Technology	\$6,178,209.00	\$6,120,479.00	\$57,730.00		

Transportation

Projects	Financial Summary			Project Status	
Project Title	Authorized Budget	Expenditures/ Encumbrances	Available Balance	Latest Project Status Reports	Stoplight
Accessible Pedestrian Signal Improvements	\$600,000.00	\$0.00	\$600,000.00	(Apr/14/2020) Project Phase: Other Percent of Current Phase Complete: 75% Major Activities This Period: City Transportation Staff utilized the sequence of construction to secure material quotes for the Accessible Pedestrian Signal (APS) installation effort. City Staff completed in-house installations in Q3 and will continue to follow the	Green

Capital Improvements Program - Projects Listing
March 31, 2020 Quarterly Report
FY 2020 -- Third Quarter

Exhibit 9

				<p>sequence of construction to complete the signal improvements using in-house forces. The signal system design consultant of record will complete the signal plan revisions for additional APS designs. Supplemental Agreements (On-Call Design Services Master Agreement) for the signal designs were drafted in Q3 of FY 2020. APS projects will be designed in and executed in Q4 of FY 2020. Construction advertisement will occur once the signal designs are competed and approved by NCDOT.</p> <p>Expected Date of Substantial Completion: (qtr/year) unknown</p>	
Alston Avenue Sidewalk (C-5183B)	\$1,484,971.00	\$48,691.00	\$1,436,280.00	<p>(Apr/09/2020) Project Phase: Design Percent of Current Phase Complete: 100% Major Activities This Period: Public Works is requesting to receive construction authorization from NCDOT. NCDOT will not approve without agreement on deferred reimbursement. Expected Date of Substantial Completion: (qtr/year) 2/2020</p>	Green
Bicycle Facilities	\$100,000.00	\$100,000.00	\$0.00	<p>(Apr/09/2020) Project Phase: Design Percent of Current Phase Complete: 100% Major Activities This Period: Consultant is finalizing bid documents. Expected Date of Substantial Completion: (qtr/year) 3/2020</p>	Green
Bike Lanes (C-5605E)	\$829,170.00	\$3,200.00	\$825,970.00	<p>(Apr/09/2020) Project Phase: Design Percent of Current Phase Complete: 100% Major Activities This Period: This project will begin once the bicycle facility designs are finalized.</p>	Green

Capital Improvements Program - Projects Listing
March 31, 2020 Quarterly Report
FY 2020 -- Third Quarter

Exhibit 9

				Expected Date of Substantial Completion: (qtr/year) 3/2020	
Bridge Maintenance & Repair	\$521,659.00	\$0.00	\$521,659.00	(Apr/09/2020) Project Phase: Design Percent of Current Phase Complete: 70% Major Activities This Period: ST-288a, Bridge Design Services The construction documents have been prepared for the first group of bridges. The second group are being designed. Expected Date of Substantial Completion: (qtr/year) 2/2020 Other Comments: This program will address bridge preventative maintenance, make bridge repairs, and remove one obsolete bridge.	Green
Dirt/Petition Street Paving	\$3,025,501.00	\$0.00	\$3,025,501.00	(Apr/09/2020) Project Phase: Construction/Installation Percent of Current Phase Complete: 66% Major Activities This Period: Construction has begun on Castell Drive. Missell Avenue and Ardmore Drive are complete. In accordance with the Mayor's Stay at Home Order the work has stopped as of Thursday March 26, 2020. Expected Date of Substantial Completion: (qtr/year) 3/2020 Other Comments: Funding of these projects are used to pave gravel or dirt streets. The projects have been ordered by City Council once a successful petition has been completed by the property owners, or have been ordered under City Councils Enabling Act Authority. Currently there are nine streets ordered by Council for paving.	Green
Durham Traffic Signal System (U-5968)	\$600,000.00	\$125,852.00	\$474,148.00	(Apr/14/2020) Project Phase: Other	Green

Capital Improvements Program - Projects Listing
March 31, 2020 Quarterly Report
FY 2020 -- Third Quarter

Exhibit 9

				<p>Percent of Current Phase Complete: 5% Major Activities This Period: Construction of the Durham Signal System is underway. BB&H Construction continued submit material cut sheets and secured approvals for the project. The contractor established a Durham field office in early Q3. The contractor initiated the underground and aerial fiber-optic cable installation (per the proposed sequence of construction). 14 utility companies continued work on utility adjustments (per the proposed sequence of construction) in advance of BB&H's proposed plan to attach to Duke Power's Utility poles. The City of Durham is responsible for ~1400 utility adjustments throughout the city. City staff continue to complete in-house utility adjustments and the city's contractor (STS Communications Inc.) continues to supplement in-house efforts. The project remains on schedule with an anticipated completion date of August 1, 2024. Expected Date of Substantial Completion: (qtr/year) unknown</p>	
Fayetteville Road Widening (U-6021)	\$41,000.00	\$0.00	\$41,000.00	<p>(Apr/09/2020) Project Phase: Design Percent of Current Phase Complete: 0% Major Activities This Period: Project has been delayed by NCDOT due to budget shortfall. Expected Date of Substantial Completion: (qtr/year) unknown Other Comments: The City's funding will supplement a NCDOT TIP project scheduled to bid in 2/2023.</p>	Green
Fayetteville Road Widening Ph. II	\$17,505,248.00	\$15,726,809.00	\$1,778,439.00	<p>(Apr/09/2020) Project Phase: Construction/Installation Percent of Current Phase Complete: 50%</p>	Green

Capital Improvements Program - Projects Listing
March 31, 2020 Quarterly Report
FY 2020 -- Third Quarter

Exhibit 9

				<p>Major Activities This Period: Construction begin in April, 2019 for the Fayetteville Road Widening with completion expected in Fall 2020. In accordance with the Mayor's Stay at Home Order the work has stopped as of Thursday March 26, 2020.</p> <p>Expected Date of Substantial Completion: (qtr/year) 3/2020</p> <p>Other Comments: The selected corridor targeted for this work is Fayetteville Road from the Riddle Road intersection south to Barbee Road and includes the realignment of Riddle Road with Buxton Road.</p>	
Federal-State Matching Projects	\$162,315.00	(\$446,838.00)	\$609,153.00	<p>(Apr/09/2020)</p> <p>Project Phase: Other</p> <p>Percent of Current Phase Complete: 0%</p> <p>Major Activities This Period: Consultants are working on the design of four major bike/ped projects. These projects will occur along: Morreene Road (Erwin Rd. to Neal Rd.); Carpenter Fletcher Road (Woodcroft Pkwy. to Alston Ave.); Cornwallis Road (S. Roxboro St. to University Dr.); and Hillandale Road (I-85 to NC 147). Consultants are also proceeding with the design for four sidewalk projects along Alston Avenue, NC 54, N. Duke St, Raynor Street, and LaSalle Street. University Drive is under construction. Public Works is requesting to enter R/W authorization from NCDOT. NCDOT will not approve without agreement on deferred reimbursement.</p> <p>Expected Date of Substantial Completion: (qtr/year) unknown</p>	Green
Full Depth Reconstruction/Road Rebuilding Project	\$6,459,000.00	\$0.00	\$6,459,000.00	<p>(Apr/09/2020)</p> <p>Project Phase: Planning</p> <p>Percent of Current Phase Complete: 75%</p>	Green

Capital Improvements Program - Projects Listing
March 31, 2020 Quarterly Report
FY 2020 -- Third Quarter

Exhibit 9

				<p>Major Activities This Period: Quantities are being prepared for the selected locations: Sprunt Ave, N LaSalle St, S Roxboro St, Campus Walk. Scheduling for construction is dependent on the lifting of the Mayor's Stay at Home Order issued as of Thursday March 26, 2020.</p> <p>Expected Date of Substantial Completion: (qtr/year) 2/2020</p> <p>Other Comments: This CIP project is for rebuilding roads in poor condition that are not candidates for traditional paving.</p>	
Garrett/US 15-501 Interchange (U-5717)	\$150,000.00	\$0.00	\$150,000.00	<p>(Oct/21/2019)</p> <p>Project Phase: Design</p> <p>Percent of Current Phase Complete: 0%</p> <p>Major Activities This Period: NCDOT is designing this project. The project schedule has been paused due to NCDOT budget shortfalls.</p> <p>Expected Date of Substantial Completion: (qtr/year) unknown</p> <p>Other Comments: The City funds will supplement a NCDOT highway project.</p>	Green
Hillandale Road Bicycle and Pedestrian (U-4726HN)	\$4,824,071.00	\$668,560.00	\$4,155,511.00	<p>(Apr/09/2020)</p> <p>Project Phase: Design</p> <p>Percent of Current Phase Complete: 100%</p> <p>Major Activities This Period: The consultant has completed the 100% design plans. Public Works is requesting to enter R/W authorization from NCDOT. NCDOT will not approve without agreement on deferred reimbursement.</p> <p>Expected Date of Substantial Completion: (qtr/year) 3/2020</p>	Green

Capital Improvements Program - Projects Listing
March 31, 2020 Quarterly Report
FY 2020 -- Third Quarter

Exhibit 9

<p>LaSalle Street Sidewalk (EB-5703)</p>	<p>\$2,156,524.00</p>	<p>\$228,380.00</p>	<p>\$1,928,144.00</p>	<p>(Apr/09/2020) Project Phase: Design Percent of Current Phase Complete: 90% Major Activities This Period: Public Works is requesting R/W authorization from NCDOT. NCDOT will not approved without agreement with deferred reimbursement. Expected Date of Substantial Completion: (qtr/year) 4/2020</p>	<p>Green</p>
<p>Misc Thoroughfares and Street Improvements</p>	<p>\$865,748.00</p>	<p>(\$2,414,470.00)</p>	<p>\$3,280,218.00</p>	<p>(Apr/14/2020) Project Phase: Other Percent of Current Phase Complete: 0% Major Activities This Period: City staff secured a professional design services contract to complete the design for the 2020 signalized pedestrian improvement effort and 2020-2021 railroad inspections. Additional Railroad Designs (for the Durham Signal System Project) remain under design and pending encroachment agreements will be completed and submitted to the North Carolina Railroad. City staff advertised signal design plans for the traffic signal installations at Hope Valley Road at US Bus. 15-501 and Broad Street and Murray Street in Q3. Neither project received enough bids to proceed with construction authorization. The signals will be re-advertised for construction in Q4. Construction will begin upon receipt of successful/complete bids (Anticipated in Q4). Expected Date of Substantial Completion: (qtr/year) unknown</p>	<p>Green</p>
<p>Morreene Road Bicycle and Pedestrian (C-4928)</p>	<p>\$10,431,226.00</p>	<p>\$1,335,550.00</p>	<p>\$9,095,676.00</p>	<p>(Apr/09/2020) Project Phase: Design Percent of Current Phase Complete: 100% Major Activities This Period: A supplemental agreement with NCDOT will</p>	<p>Green</p>

Capital Improvements Program - Projects Listing
March 31, 2020 Quarterly Report
FY 2020 -- Third Quarter

Exhibit 9

				<p>be needed to add funding from NCDOT for the required road resurfacing. Public Works is requesting to enter R/W authorization from NCDOT. NCDOT will not approve without agreement on deferred reimbursement.</p> <p>Expected Date of Substantial Completion: (qtr/year) 3/2020</p>	
N. Duke Street Sidewalk (EB-5715)	\$3,944,953.00	\$437,999.00	\$3,506,954.00	<p>(Apr/09/2020)</p> <p>Project Phase: Design</p> <p>Percent of Current Phase Complete: 100%</p> <p>Major Activities This Period: Public Works is requesting to enter R/W authorization from NCDOT. NCDOT will not approve without agreement on deferred reimbursement.</p> <p>Expected Date of Substantial Completion: (qtr/year) 3/2020</p>	Green
NC 157 Sidewalk (Hillcrest to Carver (EB-5834)	\$728,000.00	\$0.00	\$728,000.00	<p>(Apr/09/2020)</p> <p>Project Phase: Planning</p> <p>Percent of Current Phase Complete: 0%</p> <p>Major Activities This Period: This project is funded through the TIP and is subject to NCDOT's funding schedule. Due to funding needs on other projects, the schedule has been delayed. Design in FY 2022, Right of Way in FY 2024, Construction in FY 2025.</p> <p>Expected Date of Substantial Completion: (qtr/year) unknown</p>	Red This project is funded through the TIP and is subject to NCDOT's funding schedule. Due to funding needs on other projects, the schedule has been delayed. Design in FY 2022, Right of Way in FY 2024, Construction in FY 2025.

Capital Improvements Program - Projects Listing
March 31, 2020 Quarterly Report
FY 2020 -- Third Quarter

Exhibit 9

NC 54 Sidewalk (EB-5708)	\$762,278.00	\$118,604.00	\$643,674.00	(Apr/09/2020) Project Phase: Design Percent of Current Phase Complete: 90% Major Activities This Period: Public Works is requesting to enter R/W authorization from NCDOT. NCDOT will not approve without agreement on deferred reimbursement. Expected Date of Substantial Completion: (qtr/year) 4/2020	Green
NC 55 Sidewalk (Riddle to Cecil (EB-5835)	\$295,067.00	\$0.00	\$295,067.00	(Apr/09/2020) Project Phase: Planning Percent of Current Phase Complete: 0% Major Activities This Period: This project is funded through the TIP and is subject to NCDOT's funding schedule. Due to funding needs on other projects, the schedule has been delayed. Design in FY 2022, Right of Way in FY 2024, Construction in FY 2025. Expected Date of Substantial Completion: (qtr/year) unknown	Red
NC 751 at University Roundabout (U-5745)	\$43,200.00	\$0.00	\$43,200.00	(Apr/09/2020) Project Phase: Construction/Installation Percent of Current Phase Complete: 100% Major Activities This Period: This project is for anticipated local funding to supplement a NCDOT highway project. The project has been constructed by NCDOT. The City should receive an invoice from NCDOT soon. Expected Date of Substantial Completion: (qtr/year) 4/2020	Green
Neighborhood Greenways (C-5605I)	\$644,728.00	\$149,278.00	\$495,450.00	(Apr/09/2020) Project Phase: Design Percent of Current Phase Complete: 95% Major Activities This Period: Alta is preparing a revised PS&E package for	Green

Capital Improvements Program - Projects Listing
March 31, 2020 Quarterly Report
FY 2020 -- Third Quarter

Exhibit 9

				NCDOT approval. Transportation is requesting construction authorization from NCDOT. NCDOT will not approve without agreement on deferred reimbursement. Expected Date of Substantial Completion: (qtr/year) 4/2020	
New Sidewalk Construction Projects	\$1,670,329.00	\$0.00	\$1,670,329.00	(Oct/21/2019) Project Phase: Other Percent of Current Phase Complete: 0% Major Activities This Period: This item funds various new sidewalk construction projects throughout the City according to the Bike+Walk Plan. Sidewalk Gaps 1 is complete. Sidewalk Gaps 2 is under construction. Sidewalk Gaps 3 is in design. B+W Corridors 1 is in design B+W Corridors/Gaps 2 is in design. B+W Corridors/Gaps 3 is in planning. Curb Ramps 1 is under construction. Expected Date of Substantial Completion: (qtr/year) unknown	Green
Old Chapel Hill Road Bike/Ped (EB-4707B)	\$1,970,453.00	\$1,821,829.00	\$148,624.00	(Apr/09/2020) Project Phase: Construction/Installation Percent of Current Phase Complete: 100% Major Activities This Period: NCDOT is overseeing the construction of bike lanes and sidewalks on Old Durham-Chapel Hill Road. Construction is complete, and NCDOT will send an invoice soon. Expected Date of Substantial Completion: (qtr/year) 1/2020	Green
Rail Safety Improvements	\$300,000.00	\$47,500.00	\$252,500.00	(Apr/14/2020) Project Phase: Other Percent of Current Phase Complete: 0% Major Activities This Period: City staff secured a professional design services contract to complete the 2020-2021	Green

Capital Improvements Program - Projects Listing
March 31, 2020 Quarterly Report
FY 2020 -- Third Quarter

Exhibit 9

				<p>railroad inspections. Additional Railroad Designs (for the Durham Signal System Project) remain under design and pending encroachment agreements will be completed and submitted to the North Carolina Railroad.</p> <p>Expected Date of Substantial Completion: (qtr/year) unknown</p>	
Roxboro/Latta/Infinity Rd. Intersection (U-5516)	\$2,240,000.00	\$0.00	\$2,240,000.00	<p>(Apr/09/2020)</p> <p>Project Phase: Design</p> <p>Percent of Current Phase Complete: 90%</p> <p>Major Activities This Period: NCDOT is designing and will be constructing this project. This project has been delayed by NCDOT due to budget shortfalls.</p> <p>Expected Date of Substantial Completion: (qtr/year) unknown</p> <p>Other Comments: The City's funding is to supplement NCDOT funding on this project. An invoice would be sent after construction in FY23 or later.</p>	Green
Sidewalk Repair, ADA and Gaps	\$4,753,585.00	\$0.00	\$4,753,585.00	<p>(Apr/09/2020)</p> <p>Project Phase: Construction/Installation</p> <p>Percent of Current Phase Complete: 15%</p> <p>Major Activities This Period: Contract SW-67 Sidewalk Repairs 2019 is under construction.</p> <p>Expected Date of Substantial Completion: (qtr/year) 3/2020</p> <p>Other Comments: This CIP item addresses sidewalk repairs and ADA compliant curb ramps in the right-of-way.</p>	Green
Signal System Improvements - Non Eligible	\$200,000.00	\$129,000.00	\$71,000.00	<p>(Apr/14/2020)</p> <p>Project Phase: Other</p> <p>Percent of Current Phase Complete: 0%</p> <p>Major Activities This Period: City staff and contractors continue to install new traffic signal cabinets for the Non-Eligible</p>	Green

Capital Improvements Program - Projects Listing
March 31, 2020 Quarterly Report
FY 2020 -- Third Quarter

Exhibit 9

				Signal System Improvements. A summary of work is in the implementation phase for all 38 (now 42 in FY 2021). Preliminary construction/design is underway at all locations. The remaining signal designs will be completed via a combination of in-house and consultant support. System communications will be designed when the signal system contractor establishes a system architecture under the federally funded signal system project. Expected Date of Substantial Completion: (qtr/year) unknown	
Signalized Pedestrian Upgrades	\$745,000.00	\$0.00	\$745,000.00	(Apr/14/2020) Project Phase: Other Percent of Current Phase Complete: 0% Major Activities This Period: City staff assigned tasks and drafted contracts with participating professional service firms (Supplemental Agreements under the existing Master Engineering Services Contract) to complete the design for the 2020 signalized pedestrian improvements. The signal system design team of record is expected to complete the improvements for each proposed installation. The plans are scheduled to be designed and advertised by the end of Q4. Expected Date of Substantial Completion: (qtr/year) unknown	Green
Street Paving & Maintenance	\$3,636,658.00	\$100,419.00	\$3,536,239.00	(Apr/09/2020) Project Phase: Construction/Installation Percent of Current Phase Complete: 0% Major Activities This Period: Scheduling for paving to begin is dependent on the lifting of the Mayor's Stay at Home Order issued as of Thursday March 26, 2020. Expected Date of Substantial Completion: (qtr/year) 4/2020	Green

Capital Improvements Program - Projects Listing
March 31, 2020 Quarterly Report
FY 2020 -- Third Quarter

Exhibit 9

				<p>Other Comments: This CIP item addresses repaving various streets in the Durham City Limits.</p>	
Traffic Calming	\$0.00	(\$744,699.00)	\$744,699.00	<p>(Apr/14/2020) Project Phase: Other Percent of Current Phase Complete: 0% Major Activities This Period: City Transportation are collecting safety and volume data to evaluated traffic calming requests/observations. Future project partnerships between the Transportation Department and General Services Department will be implemented to complete future traffic calming installations as the data collection and engineering evaluations/recommendations are completed. Expected Date of Substantial Completion: (qtr/year) unknown</p>	Green
Traffic Signal Installations 2019	\$225,000.00	\$0.00	\$225,000.00	<p>(Apr/14/2020) Project Phase: Other Percent of Current Phase Complete: 0% Major Activities This Period: City staff advertised signal design plans for the traffic signal installations at Hope Valley Road at US Bus. 15-501 and Broad Street and Murray Street in Q3. Neither project received the required bids to proceed with construction authorization. The signals will be re-advertised for construction in Q4. Construction will begin upon receipt of successful/complete bids (Anticipated in Q4). Expected Date of Substantial Completion: (qtr/year) unknown</p>	Green
US 70 Upgrade (U-5518)	\$200,000.00	\$0.00	\$200,000.00	<p>(Apr/14/2020) Project Phase: Design Percent of Current Phase Complete: 0% Major Activities This Period:</p>	Green

Capital Improvements Program - Projects Listing
March 31, 2020 Quarterly Report
FY 2020 -- Third Quarter

Exhibit 9

				NCDOT is designing this project. The project schedule is paused due to NCDOT funding shortfalls. Expected Date of Substantial Completion: (qtr/year) unknown Other Comments: The City funds will supplement a NCDOT highway project.	
Woodcroft Parkway Extension (U-5823)	\$3,074,900.00	\$692,586.00	\$2,382,314.00	(Apr/09/2020) Project Phase: Design Percent of Current Phase Complete: 10% Major Activities This Period: Project design is underway. The consultant is preparing concept alternatives and public engagement is expected to begin in spring 2020. Expected Date of Substantial Completion: (qtr/year) 3/2022	Green
Total for Transportation	\$75,190,584.00	\$18,128,250.00	\$57,062,334.00		
Wastewater					
Projects	Financial Summary			Project Status	
Project Title	Authorized Budget	Expenditures/ Encumbrances	Available Balance	Latest Project Status Reports	Stoplight
Enhanced Nitrogen Removal	\$12,778,717.00	\$0.00	\$12,778,717.00	(Apr/13/2020) Project Phase: Other Percent of Current Phase Complete: 0% Major Activities This Period: This is an ongoing project that addresses biological treatment improvements at our Water Reclamation Facilities. Projects may be in varying phases of planning, design, and/or construction. Phase 1 is under construction and Phase 2 is under design. Additional future	Green

Capital Improvements Program - Projects Listing
March 31, 2020 Quarterly Report
FY 2020 -- Third Quarter

Exhibit 9

				design and construction activities will include phosphorus/struvite control at both WRFs, and a proprietary biological process at the North Durham WRF. Expected Date of Substantial Completion: (qtr/year) unknown	
Facility Paving	\$671,594.00	\$0.00	\$671,594.00	(Apr/13/2020) Project Phase: Other Percent of Current Phase Complete: 0% Major Activities This Period: This is an ongoing CIP item that addresses paving and resurfacing needs at Department of Water Management facilities. Expected Date of Substantial Completion: (qtr/year) unknown	Green
Sewer Collection System Rehabilitation	\$56,616,389.00	(\$5,841,844.00)	\$62,458,233.00	(Apr/03/2020) Project Phase: Other Percent of Current Phase Complete: 0% Major Activities This Period: CIPP South - AM Liner 100% complete CCTV - Hydrostructures 85% complete 2019 Sewer Repair - Carolina Civilworks, Inc. - 40% complete 2020 MH Rehab North - Bids opened 1/28/20 2020 MH Rehab South - Bids opened 1/30/20 Expected Date of Substantial Completion: (qtr/year) unknown	Green
Sewer Extensions & Improvements	\$6,104,202.00	(\$7,089,060.00)	\$13,193,262.00	(Apr/09/2020) Project Phase: Land/ROW Acquisition Percent of Current Phase Complete: 100% Major Activities This Period: Acquisitions are complete for Garrett Road Sewer and Mimosa Drive Sewer (Contract WS-85). The project manual is being prepared for advertising. Scheduling for construction is dependent on the lifting of the Mayor's Stay at Home Order issued as of Thursday March 26,	Green

Capital Improvements Program - Projects Listing
March 31, 2020 Quarterly Report
FY 2020 -- Third Quarter

Exhibit 9

				2020. Expected Date of Substantial Completion: (qtr/year) 1/2020 Other Comments: This is an ongoing series of contracts to install sewer projects in response to citizen petitions.	
Southeast Regional Lift Station	\$17,601,546.00	\$1,500.00	\$17,600,046.00	(Apr/13/2020) Project Phase: Other Percent of Current Phase Complete: 0% Major Activities This Period: Project Phase: Construction/Installation Percent of Current Phase Complete: 15% Major Activities This Period: Lift Station Construction: Excavation is complete, base slabs and 20% of walls are cast. Pipeline Construction: All construction entrances in, all /silt fence complete, New 12" waterline complete and live. 15% of forcemain pipe installed, 5% of gravity sewer installed. Expected Date of Current Phase Completion: (qtr/year) Unknown Other Comments: Expected Date of Substantial Completion: (qtr/year) unknown	Green
Wastewater Process Rehabilitation	\$6,184,356.00	\$1,663,271.00	\$4,521,085.00	(Apr/13/2020) Project Phase: Other Percent of Current Phase Complete: 0% Major Activities This Period: Wastewater Process Rehabilitation is an ongoing CIP item where processes and major equipment are repaired or replaced at both the North Durham Water Reclamation Facility (WRF) and the South Durham WRF. Expected Date of Substantial Completion: (qtr/year) unknown	Green
Water Management Facility Expansion	\$48,279,410.00	\$414,714.00	\$47,864,696.00	(Apr/13/2020) Project Phase: Construction/Installation Percent of Current Phase Complete: 10%	Green

Capital Improvements Program - Projects Listing
March 31, 2020 Quarterly Report
FY 2020 -- Third Quarter

Exhibit 9

				<p>Major Activities This Period: Construction continues with Site Grading, road relocation and utility work. Geo-Thermal wells under construction. Building construction will start in early spring 2020. Bidding of the buildings will take place on April 14, 2020 and June 4, 2020.</p> <p>Expected Date of Substantial Completion: (qtr/year) 2/2023</p>
Total for Wastewater	\$148,236,214.00	(\$10,851,419.00)	\$159,087,633.00	

Water

Projects	Financial Summary			Project Status	
Project Title	Authorized Budget	Expenditures/ Encumbrances	Available Balance	Latest Project Status Reports	Stoplight
Downtown East-West Reinforcing Main	\$10,181,155.00	\$0.00	\$10,181,155.00	<p>(Apr/10/2020) Project Phase: Bid Percent of Current Phase Complete: 95% Major Activities This Period: First and second phases of project are being designed as part of the American Tobacco Waterline project. Phase 1 100% complete. Phase 2 design drawings and traffic control plan reviewed and approved. Phase 2 out for bid, easement acquisition still pending. Third phase 60% design complete. Phase 3 construction bid expected to be advertised in Spring 2021. Final phase design and construction is included in the East Durham Water project. Preliminary design is now underway for this final phase. Expected date of PER - April 2020 with final design to follow immediately. Expected advertisement of final phase construction bid - Spring 2022.</p> <p>Expected Date of Substantial Completion: (qtr/year) 3/2020</p>	Green

Capital Improvements Program - Projects Listing
March 31, 2020 Quarterly Report
FY 2020 -- Third Quarter

Exhibit 9

Future Water Supply/Source Protection	\$7,045,371.00	\$1,468,347.00	\$5,577,024.00	(Apr/13/2020) Project Phase: Other Percent of Current Phase Complete: 0% Major Activities This Period: This is an on-going effort to protect the City's reservoirs by purchasing land around them within the water quality buffer. Properties near the reservoirs are considered for purchase as they become available. Expected Date of Substantial Completion: (qtr/year) unknown	Green
Jordan Lake WTP	\$5,993,548.00	\$2,201,104.00	\$3,792,444.00	(Apr/13/2020) Project Phase: Other Percent of Current Phase Complete: 0% Major Activities This Period: Department of Water Management and other Jordan Lake Partners continue to collaborate on planning projects related to a regional Jordan Lake WTP. Expected Date of Substantial Completion: (qtr/year) unknown	Green
Lake Michie & Little River Rehabilitation	\$5,325,695.00	(\$1,173,110.00)	\$6,498,805.00	(Apr/13/2020) Project Phase: Other Percent of Current Phase Complete: 0% Major Activities This Period: This is an ongoing CIP project addressing regulatory, planning, operational, and equipment needs of the two reservoirs, intake structures, pump stations, and impoundments. Pump station improvements have completed the preliminary engineering phase and detailed design will begin Spring of 2020. Dam improvement planning is nearing completion and will soon move into the design phase. Expected Date of Substantial Completion: (qtr/year) unknown	Green

Capital Improvements Program - Projects Listing
March 31, 2020 Quarterly Report
FY 2020 -- Third Quarter

Exhibit 9

Teer Quarry Water Supply Project, Phase 2	\$3,737,454.00	\$892,100.00	\$2,845,354.00	(Apr/13/2020) Project Phase: Planning Percent of Current Phase Complete: 0% Major Activities This Period: Due to the Brown WTP expansion and the Jordan Lake allocations, the quarry is being considered as an emergency source during drought conditions. A reclassification of the quarry needs to be performed. The steps needed for doing this are being evaluated. Expected Date of Substantial Completion: (qtr/year) unknown	Green
Water & Sewer Fleet Vehicles	\$2,355,000.00	\$2,319,944.00	\$35,056.00	(Apr/01/2020) Project Phase: Other Percent of Current Phase Complete: 99% Expected Date of Substantial Completion: (qtr/year) 4/2020	Green
Water Distribution System Rehabilitation	\$55,761,911.00	\$595,388.00	\$55,166,524.00	(Apr/10/2020) Project Phase: Other Percent of Current Phase Complete: 0% Major Activities This Period: Durham Central Park Replacement/Rehabilitation project in final budget closeout. American Tobacco District Phase 2 advertised for bid, Phase 3 60% complete. Misc. Design projects in field data collection. East Durham Phase PER being finalized. 700 zone project kicked off. Expected Date of Substantial Completion: (qtr/year) unknown Other Comments: This is an ongoing CIP program with multiple projects in place and at various phases.	Green
Water Facilities Rehabilitation	\$16,932,697.00	\$9,258,715.00	\$7,673,981.00	(Apr/13/2020) Project Phase: Other Percent of Current Phase Complete: 0% Major Activities This Period:	Green

Capital Improvements Program - Projects Listing
March 31, 2020 Quarterly Report
FY 2020 -- Third Quarter

Exhibit 9

				Water Facilities Rehabilitation is an ongoing CIP item where processes and major equipment are repaired or replaced at the Brown Water Treatment Plant (WTP) and the Williams WTP. Expected Date of Substantial Completion: (qtr/year) unknown	
Water Regulatory Improvements	\$4,018,000.00	\$3,414,031.00	\$603,969.00	(Apr/13/2020) Project Phase: Construction/Installation Percent of Current Phase Complete: 99% Major Activities This Period: This work is part of the Brown and Williams Water Treatment Plant Upgrades, Expansion and Residuals Handling Projects. The existing basins and filters 5 - 7 have been rehabbed. The New Brown Admin. building is complete and operational. Contractor completing work on the raw water pump station, Chemical buildings, punch list items, etc. Expected Date of Substantial Completion: (qtr/year) 2/2020	Green
Water Residuals Handling	\$40,500,000.00	\$40,500,000.00	\$0.00	(Apr/13/2020) Project Phase: Construction/Installation Percent of Current Phase Complete: 99% Major Activities This Period: Contractor is finalizing construction of the Brown plant Dewatering building all other process units are operational. Contractor is also doing final site grading, paving, punch list items, etc. Expected Date of Substantial Completion: (qtr/year) 4/2020	Green
Total for Water	\$151,850,831.00	\$59,476,519.00	\$92,374,312.00		