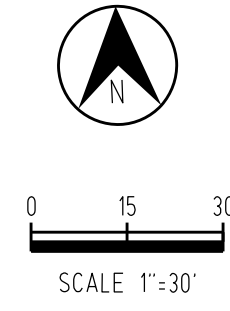
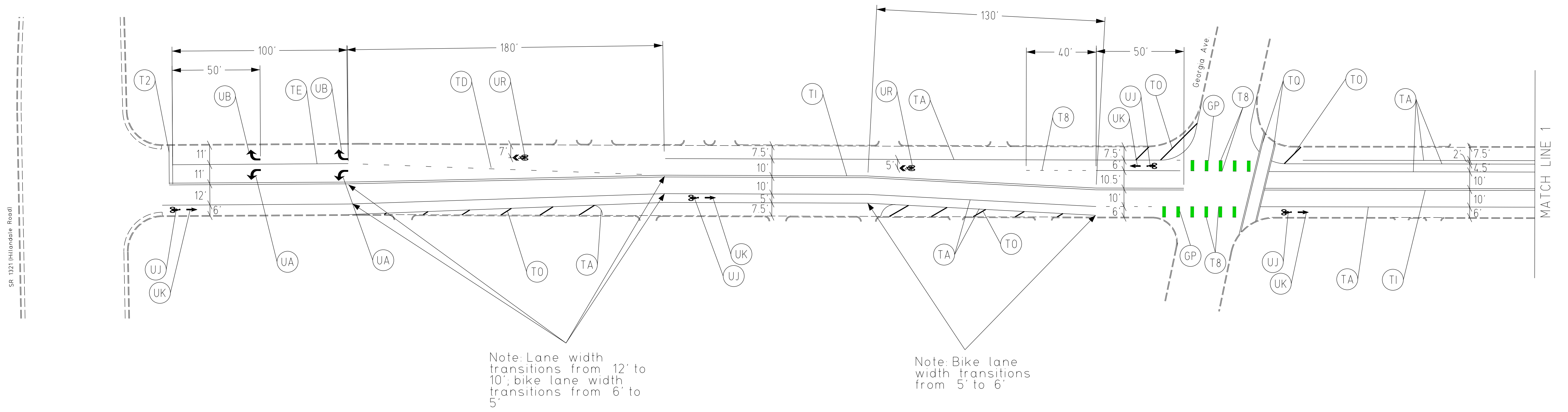


- T2 THERMO WHITE STOPBAR (24", 120 mils)
- T8 THERMO 2'-6"/SP WHITE MINI-SKIP (4", 120 mils)
- TA THERMO WHITE EDGELINE (4", 90 mils)
- TD THERMO 3'-9"/SP WHITE MINI-SKIP (4", 120 mils)
- TE THERMO WHITE SOLID LANE LINE (4", 120 mils)
- TF THERMO 10' YELLOW SKIP (4", 120 mils)
- TH THERMO YELLOW SINGLE CENTER (4", 120 mils)
- TI THERMO YELLOW DOUBLE CENTER (4", 120 mils)
- TO THERMO WHITE DIAGONAL (8", 90 mils)
- TQ THERMO WHITE CROSSWALK LINE (8", 120 mils)
- UA THERMO LEFT TURN ARROW (90 mils)
- UB THERMO RIGHT TURN ARROW (90 mils)
- UJ THERMO BICYCLE SYMBOL (90 mils)
- UK THERMO BICYCLE STRAIGHT ARROW (90 mils)
- UR SHARROW (90 mils)
- GP GREEN PAINT

- NOTES
THE FOLLOWING GENERAL NOTES APPLY AT ALL TIMES FOR THE DURATION OF THE CONSTRUCTION PROJECT, EXCEPT WHEN OTHERWISE NOTED IN THE PLAN, OR DIRECTED BY THE ENGINEER
- 1) PLACE TWO APPLICATIONS OF PAINT PAVEMENT MARKINGS ON THE FINAL WEARING SURFACE PLACE THE SECOND APPLICATION OF PAINT UPON SUFFICIENT DRYING TIME OF THE FIRST
 - 2) TIE PROPOSED PAVEMENT MARKING LINES TO EXISTING PAVEMENT MARKING LINES
 - 3) STOP BAR LOCATION AT NON-SIGNALIZED INTERSECTIONS MAY BE ADJUSTED AS DIRECTED BY THE ENGINEER
 - 4) UNLESS OTHERWISE SPECIFIED, HEATED-IN-PLACE THERMOPLASTIC MAY BE USED IN LIEU OF EXTRUDED THERMOPLASTIC FOR STOPBARS, SYMBOLS, CHARACTERS AND DIAGONALS IF HEATED-IN-PLACE IS USED, IT SHALL BE PAID FOR USING THE EXTRUDED THERMOPLASTIC PAY ITEM.
 - 5) CROSSWALKS HAVE 8 FEET OF SEPARATION BETWEEN LINES ALL STOPBARS SHALL BE LOCATED 4 FEET BEHIND AND PARALLEL TO CROSSWALKS.
 - 6) LOCATE CENTER OF SHARROW IN CENTER OF LANE.



| | |
|---|-----------|
| TIP NO. | SHEET NO. |
| | PMP-1 |
| APPROVED: _____ | |
| DATE: _____ | |
| SEAL | |
| <div style="border: 1px solid black; padding: 5px; display: inline-block;"> PRELIMINARY PLANS <small>DO NOT USE FOR CONSTRUCTION</small> </div> | |



PAVEMENT MARKING DETAIL
Club Blvd

APPROVED: _____

DATE: _____

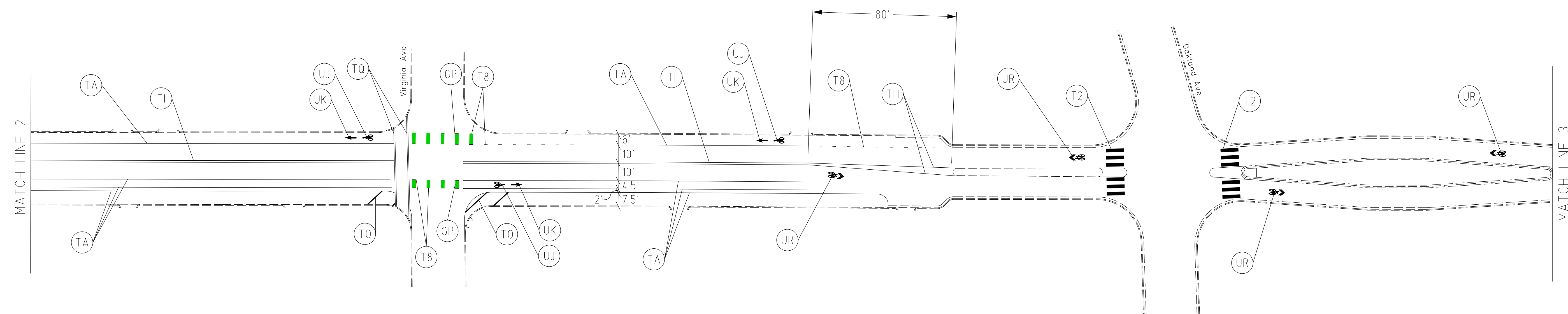
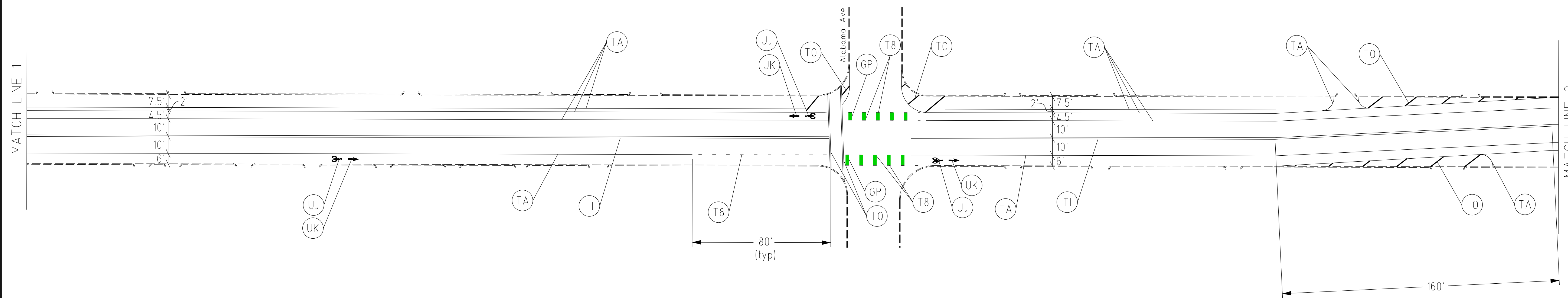
SEAL

PRELIMINARY PLANS
DO NOT USE FOR CONSTRUCTION



SCALE 1"=30'

- NOTES
THE FOLLOWING GENERAL NOTES APPLY AT ALL TIMES FOR THE DURATION OF THE CONSTRUCTION PROJECT, EXCEPT WHEN OTHERWISE NOTED IN THE PLAN, OR DIRECTED BY THE ENGINEER
- 1) PLACE TWO APPLICATIONS OF PAINT PAVEMENT MARKINGS ON THE FINAL WEARING SURFACE. PLACE THE SECOND APPLICATION OF PAINT UPON SUFFICIENT DRYING TIME OF THE FIRST.
 - 2) TIE PROPOSED PAVEMENT MARKING LINES TO EXISTING PAVEMENT MARKING LINES.
 - 3) STOP BAR LOCATION AT NON-SIGNALIZED INTERSECTIONS MAY BE ADJUSTED AS DIRECTED BY THE ENGINEER.
 - 4) UNLESS OTHERWISE SPECIFIED, HEATED-IN-PLACE THERMOPLASTIC MAY BE USED IN LIEU OF EXTRUDED THERMOPLASTIC FOR STOPBARS, SYMBOLS, CHARACTERS AND DIAGONALS. IF HEATED-IN-PLACE IS USED, IT SHALL BE PAID FOR USING THE EXTRUDED THERMOPLASTIC PAY ITEM.
 - 5) CROSSWALKS HAVE 8 FEET OF SEPARATION BETWEEN LINES. ALL STOPBARS SHALL BE LOCATED 4 FEET BEHIND AND PARALLEL TO CROSSWALKS.
 - 6) LOCATE CENTER OF SHARROW IN CENTER OF LANE.



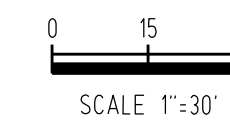
PAVEMENT MARKING DETAIL
Club Blvd

APPROVED: _____

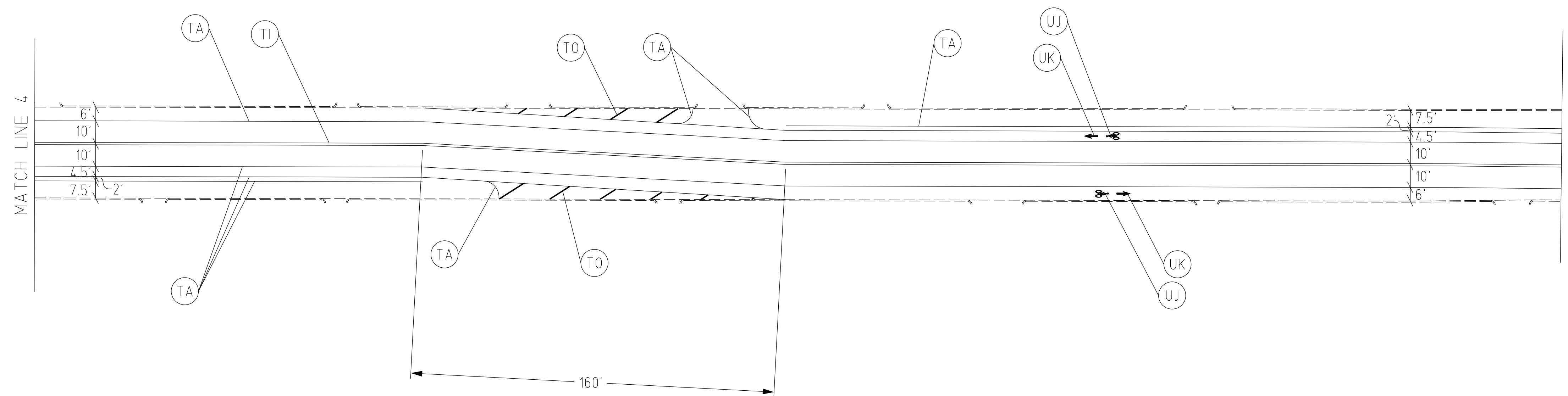
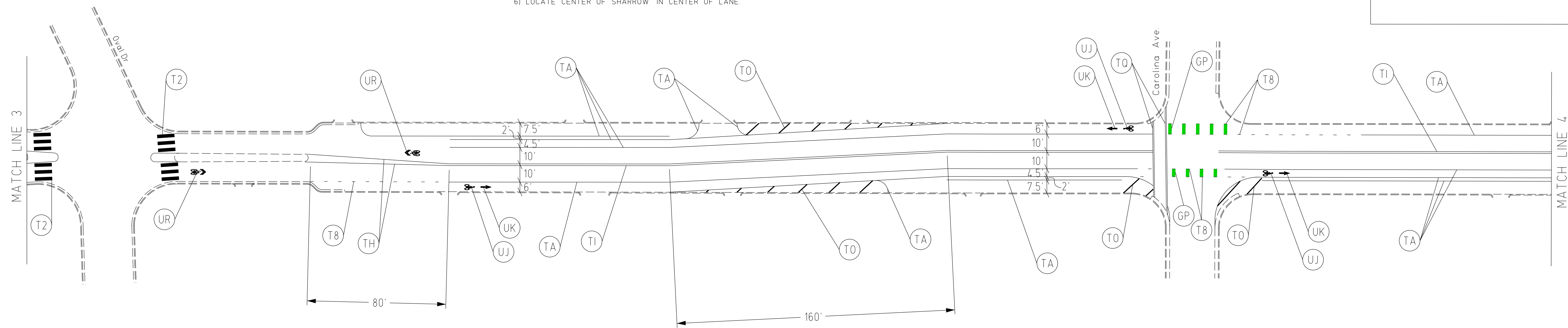
DATE: _____

SEAL

PRELIMINARY PLANS
DO NOT USE FOR CONSTRUCTION



- NOTES
- THE FOLLOWING GENERAL NOTES APPLY AT ALL TIMES FOR THE DURATION OF THE CONSTRUCTION PROJECT, EXCEPT WHEN OTHERWISE NOTED IN THE PLAN, OR DIRECTED BY THE ENGINEER
- 1) PLACE TWO APPLICATIONS OF PAINT PAVEMENT MARKINGS ON THE FINAL WEARING SURFACE PLACE THE SECOND APPLICATION OF PAINT UPON SUFFICIENT DRYING TIME OF THE FIRST
 - 2) TIE PROPOSED PAVEMENT MARKING LINES TO EXISTING PAVEMENT MARKING LINES
 - 3) STOP BAR LOCATION AT NON-SIGNALIZED INTERSECTIONS MAY BE ADJUSTED AS DIRECTED BY THE ENGINEER
 - 4) UNLESS OTHERWISE SPECIFIED, HEATED-IN-PLACE THERMOPLASTIC MAY BE USED IN LIEU OF EXTRUDED THERMOPLASTIC FOR STOPBARS, SYMBOLS, CHARACTERS AND DIAGONALS IF HEATED-IN-PLACE IS USED, IT SHALL BE PAID FOR USING THE EXTRUDED THERMOPLASTIC PAY ITEM
 - 5) CROSSWALKS HAVE 8 FEET OF SEPARATION BETWEEN LINES ALL STOPBARS SHALL BE LOCATED 4 FEET BEHIND AND PARALLEL TO CROSSWALKS.
 - 6) LOCATE CENTER OF SHARROW IN CENTER OF LANE.



PAVEMENT MARKING DETAIL
Club Blvd

APPROVED: _____

DATE: _____

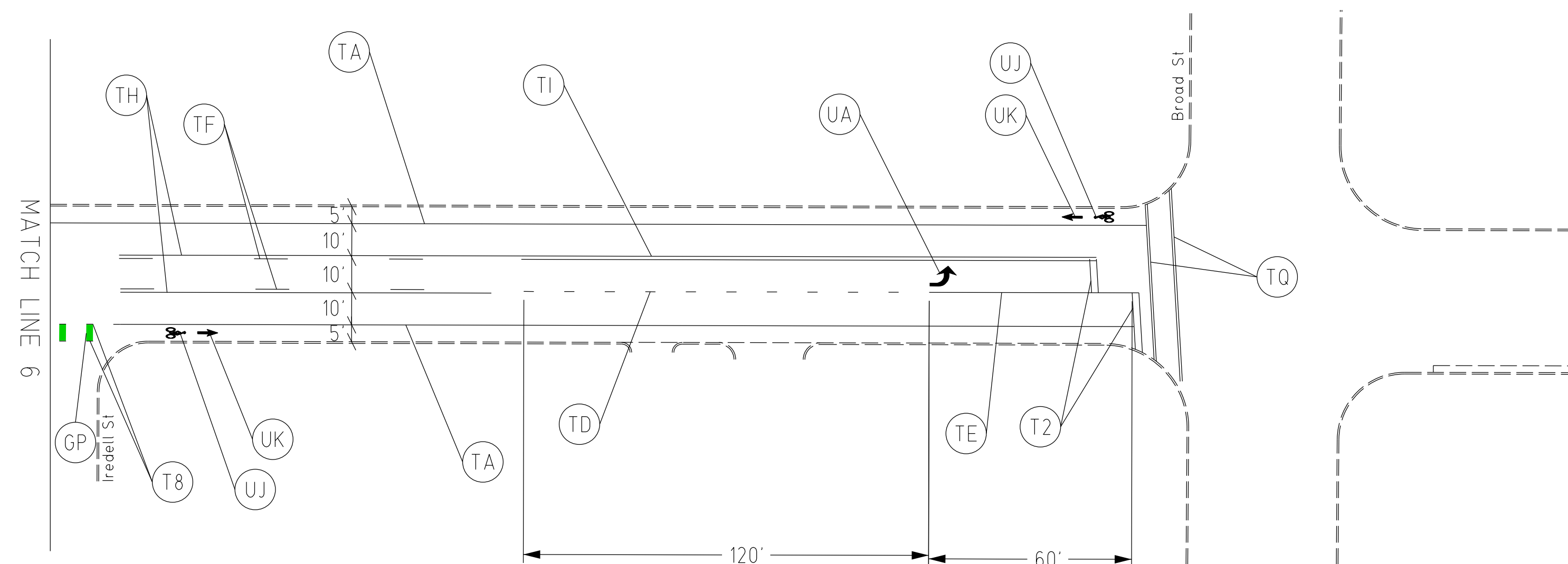
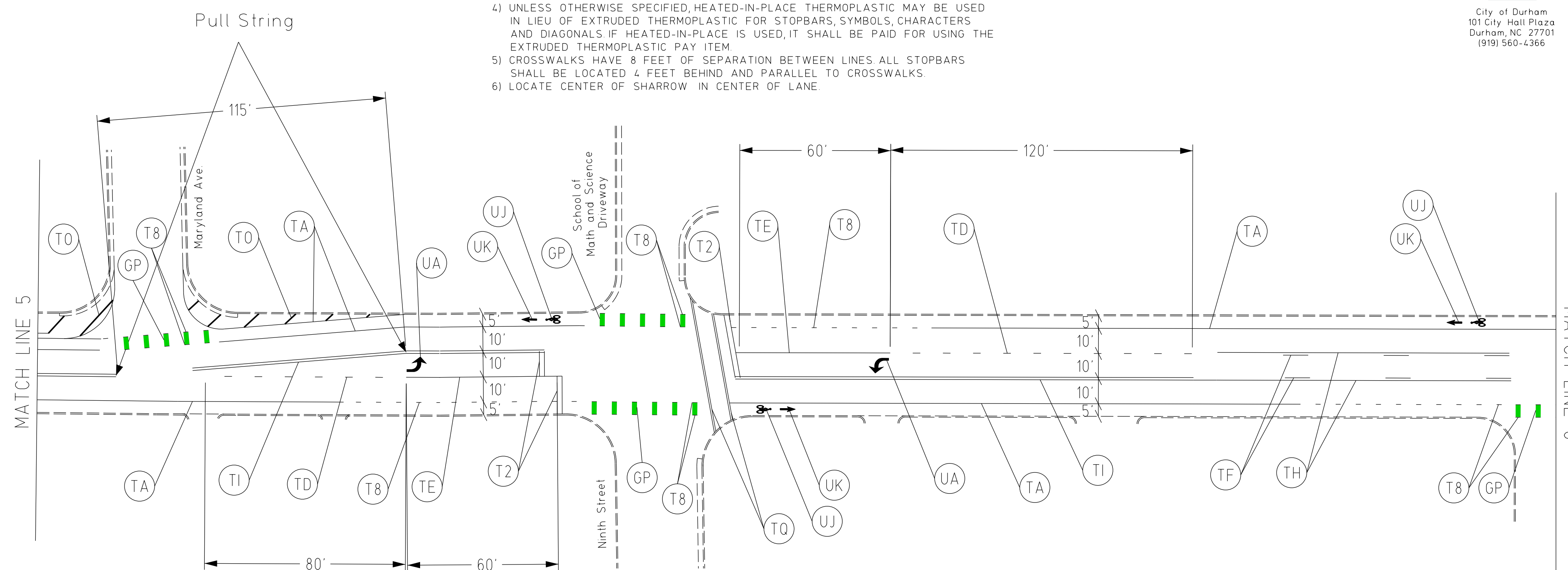
SEAL

PRELIMINARY PLANS
DO NOT USE FOR CONSTRUCTION



0 15 30
SCALE 1"=30'

- NOTES
THE FOLLOWING GENERAL NOTES APPLY AT ALL TIMES FOR THE DURATION OF THE CONSTRUCTION PROJECT, EXCEPT WHEN OTHERWISE NOTED IN THE PLAN, OR DIRECTED BY THE ENGINEER.
- 1) PLACE TWO APPLICATIONS OF PAINT PAVEMENT MARKINGS ON THE FINAL WEARING SURFACE PLACE THE SECOND APPLICATION OF PAINT UPON SUFFICIENT DRYING TIME OF THE FIRST.
 - 2) TIE PROPOSED PAVEMENT MARKING LINES TO EXISTING PAVEMENT MARKING LINES
 - 3) STOP BAR LOCATION AT NON-SIGNALIZED INTERSECTIONS MAY BE ADJUSTED AS DIRECTED BY THE ENGINEER
 - 4) UNLESS OTHERWISE SPECIFIED, HEATED-IN-PLACE THERMOPLASTIC MAY BE USED IN LIEU OF EXTRUDED THERMOPLASTIC FOR STOPBARS, SYMBOLS, CHARACTERS AND DIAGONALS IF HEATED-IN-PLACE IS USED, IT SHALL BE PAID FOR USING THE EXTRUDED THERMOPLASTIC PAY ITEM
 - 5) CROSSWALKS HAVE 8 FEET OF SEPARATION BETWEEN LINES ALL STOPBARS SHALL BE LOCATED 4 FEET BEHIND AND PARALLEL TO CROSSWALKS.
 - 6) LOCATE CENTER OF SHARROW IN CENTER OF LANE.



PAVEMENT MARKING DETAIL
Club Blvd