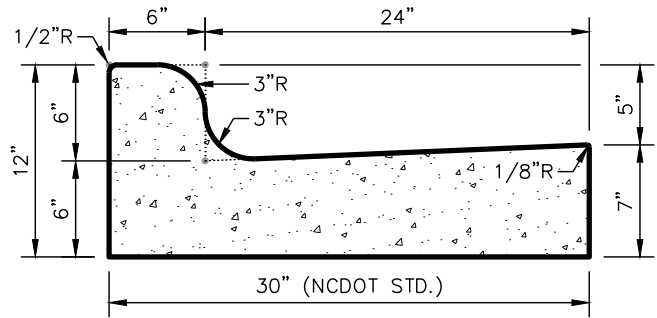
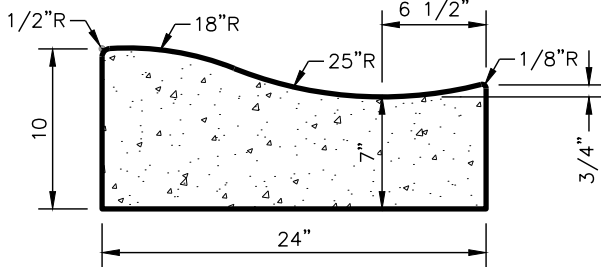


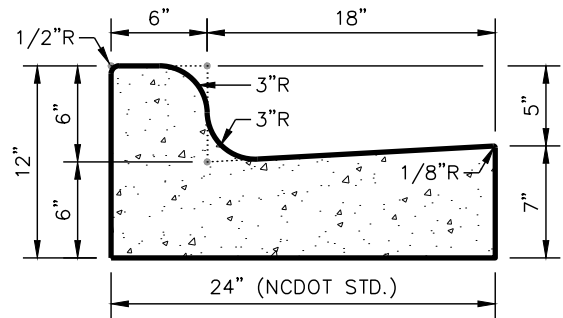
18" MOUNTABLE CURB + GUTTER



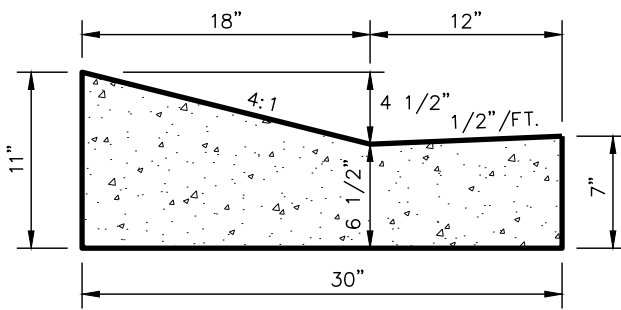
30" CURB + GUTTER



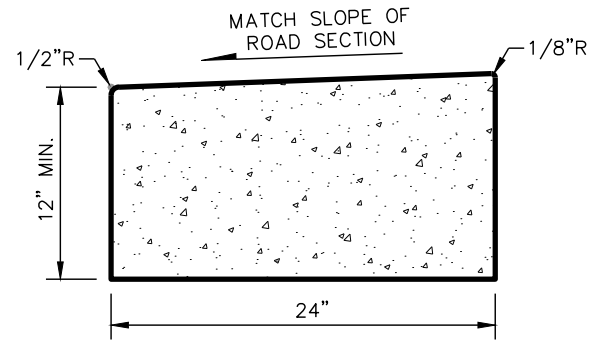
24" ROLLED CURB + GUTTER



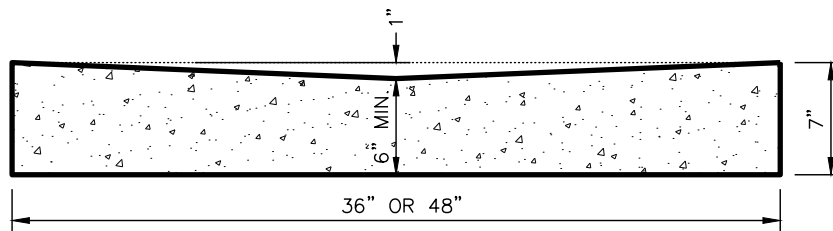
24" CURB + GUTTER



30" VALLEY GUTTER



24" SHOULDER CURB



36" OR 48" VALLEY GUTTER

Details Provided by APPIAN Consulting Engineers — www.applanengineers.com



Dept. of Public Works
101 City Hall Plaza
Durham, NC 27701

CITY OF DURHAM, NC
USE WITH THE STANDARD SPECIFICATIONS ONLY

Voice (919) 560-4326

www.durhamnc.gov

**CONCRETE CURB
AND GUTTER**

SCALE:
Not to Scale

DETAIL#
402.01

REVISION DATE:
06/2017

SHEET#
1 of 2