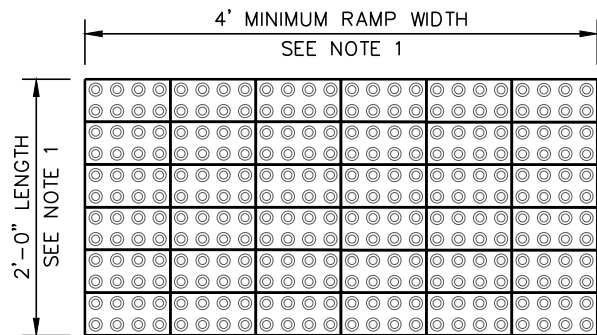
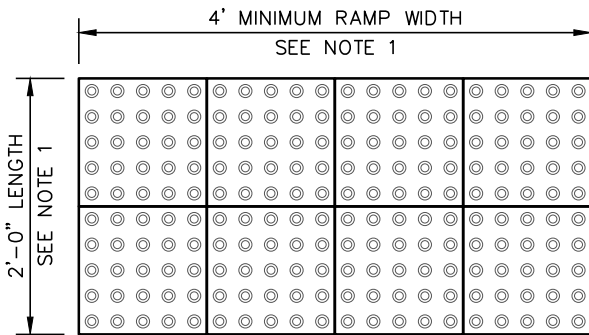
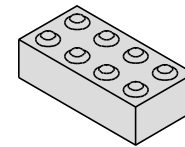
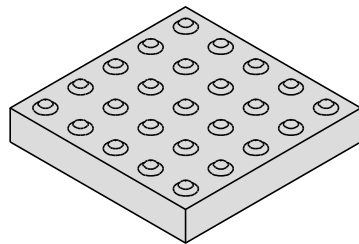
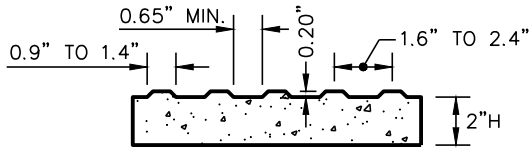
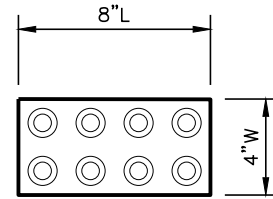


BASE DIAMETER  
0.9"R TO 1.40"R  
TOP DIAMETER  
OF NO LESS THAN 50%  
TO NO MORE THAN 65%  
OF THE BASE DIAMETER



### CONCRETE BLOCKS

MINIMUM (8) BLOCKS  
OF SIZE  
12"W x 12"L x 2"H

### CLAY OR CONCRETE BRICKS

MINIMUM (36) BRICKS  
OF SIZE  
4"W x 8"L x 2 1/4"H

### NOTES:

1. Detectable warning domes will cover 2'-0" length and full width of the ramp floor as shown on the details.
2. Detectable warning domes shall be federal yellow in color.
3. Portland cement / sand mix 50% by weight sand. Install as dry mix. Hand tamp for compaction and level before setting bricks.
4. Bricks should be butted as close together as allows. Sweep portland cement / sand mix into remaining cracks.

Details Provided by APPIAN Consulting Engineers - www.appianengineers.com



Dept. of Public Works  
101 City Hall Plaza  
Durham, NC 27701

**CITY OF DURHAM, NC**  
USE WITH THE STANDARD SPECIFICATIONS ONLY

Voice (919) 560-4326

www.durhamnc.gov

## DETECTABLE WARNING DOMES

SCALE:  
Not to Scale

DETAIL#  
405.09

REVISION DATE:  
3/2021

SHEET#  
1 of 2